



AMERICAN METALS SUPPLY, LLC

CUSTOM ALUMINUM PRODUCTS DELIVERED ON TIME

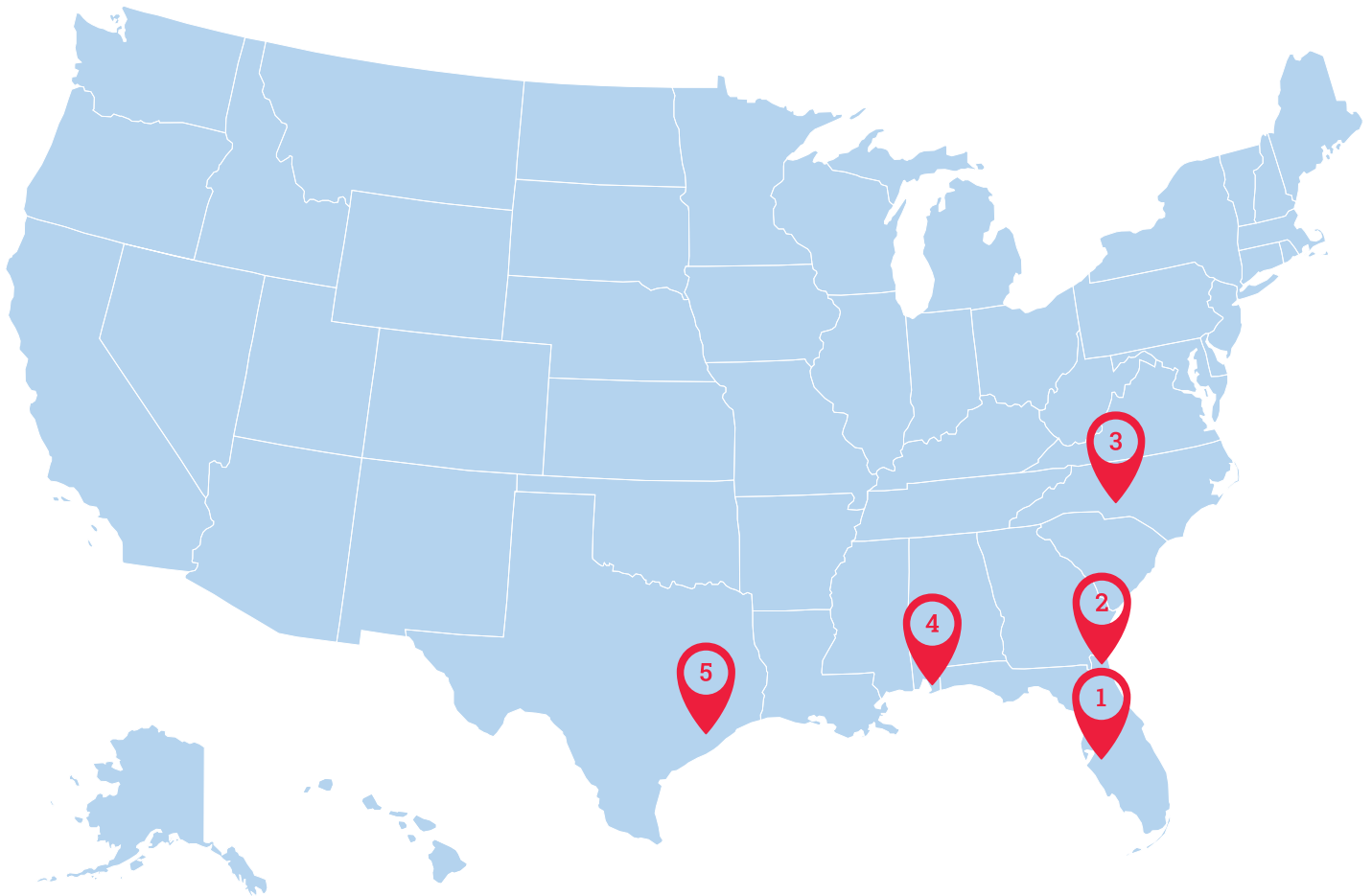
www.americanmetals.us

Ph. (813) 242-8100 Toll Free (866) 297-0500 Fax (813) 242-8110

TAMPA, FL • CHARLOTTE, NC • JACKSONVILLE, FL • LOXLEY, AL • TOMBALL, TX



PROUDLY SERVING THE SOUTHEAST SINCE 2001



10840 Crossroads Commerce Blvd. Tampa, FL - (866) 297-0500



2000 Lewis Industrial Dr. Jacksonville, FL - (888) 361-0662



1327-X Wood Branch Dr. Charlotte, NC - (855) 803-3535



15735 Logistics Dr. Loxley, AL - (251) 270-5066



9320 FM2920, Suite 500 Houston, TX - (346) 241-3310





To Our Valued Customers,

American Metals Supply, Inc. is a growing Metals Distributor based out of Tampa, FL, with branches also in Jacksonville, FL, Charlotte, NC, Loxley, AL, and Tomball, TX. We specialize in Aluminum Extrusions, both standard and custom, as well as Aluminum Sheet and light Plate. In addition we also stock Stainless Steel.

American Metals Supply, Inc. was formed by a highly experienced group with many years of exposure to the Florida Aluminum Market. We have developed systems and controls to ensure that your material requirements are met as agreed. We take pride in “doing what we say”

Our goal is to provide excellent service and quality at a fair price. We also strive to provide flexibility in order to meet our customers’ needs.

This catalog is a guide to the products currently stocked. **However, our inventory is continuously growing.** If you need a product not listed in our catalog, please call us for current availability.

Call and let us serve your needs! Allow us to show you how our many years of experience, quality, wide variety of inventory and excellent on-time delivery can service your needs.

We appreciate the opportunity to serve you. We will work hard today and continue our never ending quest for improvement so that we can continue to earn your business now, as well as in the future!

Thank you,

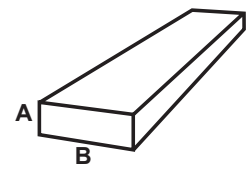
All Employees of American Metals Supply, Inc.



Table of Contents

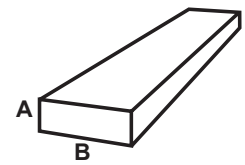
Flat Bars	1-2
Square/Round Bars	3
Architectural Zees & Tees	4
Architectural Angles	5
Structural Angles	6
Architectural Channels	7
Structural Channels	8
Pipes	9
Square Tubes	10
Rectangular Tubes	11
Round & Fluted Tubes	12
DOT Signage	13
Sign Frames & Raceways	14-15
Awning & Walkway Shapes	16-17
Dixie & Welded Caps	18-19
Mechanical Railing	20
Fence & Gate Shapes	21
I-Beams	22-23
Dock Shapes	24
Patio Furniture	25
Aluminum Sheets	26-27
Tread Brite	28
Plates	29

Flat Aluminum Bars 6061-T6511 12' Length



Part Number	Size (A x B)	Weight per Ft	Part Number	Size (A x B)	Weight per Ft
Mill Order	1/8 x 1/2	0.078	Mill Order	3/8 x 1-1/4	0.563
Mill Order	1/8 x 5/8	0.092	S-04-61-00065	3/8 x 1-1/2	0.680
Mill Order	1/8 x 3/4	0.113	S-04-61-00066	3/8 x 2	0.900
S-04-61-00038	1/8 x 1	0.150	S-04-61-00067	3/8 x 2-1/2	1.130
Mill Order	1/8 x 1-1/4	0.188	S-04-61-00068	3/8 x 3	1.350
S-04-61-00039	1/8 x 1-1/2	0.230	S-04-61-00069	3/8 x 4	1.800
S-04-61-00040	1/8 x 2	0.300	S-04-61-00070	3/8 x 5	2.250
Mill Order	3/16 x 1/2	0.113	S-04-61-00071	3/8 x 6	2.650
S-04-61-00041	3/16 x 1	0.230	S-04-61-00073	3/8 x 8	3.530
Mill Order	3/16 x 1-1/4	0.275	S-04-61-00074	3/8 x 10	4.500
Mill Order	3/16 x 1-1/2	0.338	S-04-61-00075	3/8 x 12	5.400
S-04-61-00042	3/16 x 2	0.450	S-04-61-00076	1/2 x 1	0.600
Mill Order	3/16 x 2-1/2	0.451	S-04-61-00077	1/2 x 1-1/2	0.900
S-04-61-00043	3/16 x 3	0.680	S-04-61-00078	1/2 x 2	1.200
S-04-61-00044	3/16 x 4	0.900	S-04-61-00079	1/2 x 2-1/2	1.500
S-04-61-00045	1/4 x 1/2	0.150	S-04-61-00080	1/2 x 3	1.800
S-04-61-00046	1/4 x 3/4	0.230	S-04-61-00081	1/2 x 3-1/2	2.100
S-04-61-00047	1/4 x 1	0.300	S-04-61-00082	1/2 x 4	2.400
S-04-61-00048	1/4 x 1-1/4	0.380	S-04-61-00083	1/2 x 5	3.000
S-04-61-00049	1/4 x 1-1/2	0.450	S-04-61-00084	1/2 x 6	3.600
S-04-61-00050	1/4 x 1-3/4	0.520	S-04-61-00100	1/2 x 7	4.199
S-04-61-00051	1/4 x 2	0.600	S-04-61-00086	1/2 x 8	4.704
S-04-61-00052	1/4 x 2-1/4	0.680	S-04-61-00085	1/2 x 10	6.000
S-04-61-00053	1/4 x 2-1/2	0.750	S-04-61-00087	1/2 x 12	7.200
S-04-61-00054	1/4 x 3	0.900	S-04-61-00098	5/8 x 2	1.500
S-04-61-00055	1/4 x 3-1/2	1.050	S-04-61-00003	5/8 x 5	3.675
S-04-61-00056	1/4 x 4	1.200	S-04-61-00088	5/8 x 6	4.500
S-04-61-00057	1/4 x 5	1.500	S-04-61-00094	3/4 x 1-1/2	1.350
S-04-61-00058	1/4 x 6	1.800	S-04-61-00089	3/4 x 2	1.800
S-04-61-00099	1/4 x 7	2.100	S-04-61-00090	3/4 x 3	2.700
S-04-61-00060	1/4 x 8	2.350	S-04-61-00091	3/4 x 6	5.400
S-04-61-00059	1/4 x 10	2.940	S-04-61-00092	3/4 x 12	10.800
S-04-61-00061	1/4 x 12	3.600	S-04-61-00093	1 x 2	2.400
S-04-61-00064	5/16 x 3	1.120	S-04-61-00096	1 x 3	3.600
Mill Order	3/8 x 1/2	0.220	S-04-61-00095	1 x 4	4.800
S-04-61-00062	3/8 x 3/4	0.340	S-04-61-00097	1-1/2 x 2-1/2	4.410
S-04-61-00063	3/8 x 1	0.450			

Flat Aluminum Bars 6063-T52 20' Length

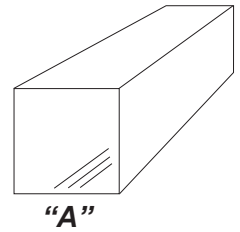


Part Number	Size (A x B)	Weight per Ft	Part Number	Size (A x B)	Weight per Ft
S-04-63-00101	1/8 x 1/2	0.080	S-04-63-00021	1/4 x 1-1/4	0.380
S-04-63-00001	1/8x1/2	0.078	S-04-63-00022	1/4 x 1-1/2	0.450
Mill Order	1/8 x 5/8	0.092	Mill Order	1/4 x 1-3/4	0.524
S-04-63-00002	1/8 x 3/4	0.110	S-04-63-00023	1/4 x 2	0.600
S-04-63-00003	1/8 x 1	0.150	Mill Order	1/4 x 2-1/2	0.734
Mill Order	1/8 x 1-1/4	0.188	S-04-63-00024	1/4 x 3	0.900
S-04-63-00005	1/8 x 1-1/2	0.230	S-04-63-00027	1/4 x 4	1.200
Mill Order	1/8 x 1-3/4	0.263	S-04-63-00025	1/4 x 6	1.800
S-04-63-00006	1/8 x 2	0.300	Mill Order	3/8 x 1/2	0.225
S-04-63-00007	1/8 x 3	0.450	Mill Order	3/8 x 5/8	0.275
S-04-63-00008	1/8 x 4	0.600	S-04-63-00031	3/8 x 3/4	0.340
S-04-63-00009	1/8 x 6	0.900	S-04-63-00028	3/8 x 1	0.450
S-04-63-00010	3/16 x 1/2	0.110	S-04-63-00030	3/8 x 1-1/4	0.560
S-04-63-00011	3/16 x 3/4	0.170	S-04-63-00029	3/8 x 1-1/2	0.680
S-04-63-00012	3/16 x 3/4	0.170	S-04-63-00032	3/8 x 2	0.900
S-04-63-00013	3/16 x 1(Radius)	0.230	S-04-63-00033	3/8 x 3	1.350
S-04-63-00014	3/16 x 1	0.220	S-04-63-00035	3/8 x 4	1.800
S-04-63-00015	3/16 x 1-1/4	0.280	S-04-63-00036	1/2 x 3/4	0.450
S-04-63-00016	3/16 x 1-1/2	0.340	S-04-63-00037	1/2 x 1	0.600
Mill Order	3/16 x 1-3/4	0.395	Mill Order	1/2 x 1-1/4	0.734
S-04-63-00017	3/16 x 2	0.450	S-04-63-00026	1/2 x 1-1/2	0.900
Mill Order	3/16 x 2-1/2	0.551	S-04-63-00034	1/2 x 2	1.200
Mill Order	3/16 x 3	0.677	Mill Order	1/2 x 2-1/2	1.500
Mill Order	3/16 x 4	0.902	Mill Order	1/2 x 3	1.800
S-04-63-00018	1/4 x 1/2	0.150	Mill Order	1/2 x 4	2.400
Mill Order	1/4 x 5/8	0.184	Mill Order	3/4 x 1-1/2	1.350
S-04-63-00019	1/4 x 3/4	0.230	Mill Order	3/4 x 2	1.800
S-04-63-00020	1/4 x 1	0.300	Mill Order	1 x 1-1/2	1.500



Square Aluminum Bar 6061-T6511 12' Length

Part Number	Size A	Weight per Ft	Part Number	Size A	Weight per Ft
Mill Order	3/8"	0.169	Mill Order	2"	4.699
S-05-61-00006	1/2"	0.300	Mill Order	2-1/4"	5.947
S-05-61-00007	5/8"	0.470	Mill Order	2-1/2"	7.343
S-05-61-00008	3/4"	0.670	Mill Order	3"	10.584
S-05-61-00009	1"	1.200	Mill Order	3"	10.573
Mill Order	1-1/14"	1.888	Mill Order	3-1/4"	12.409
S-05-61-00011	1-1/2"	2.670	Mill Order	3-1/2"	14.396
Mill Order	1-3/4"	3.598	Mill Order	4"	18.797

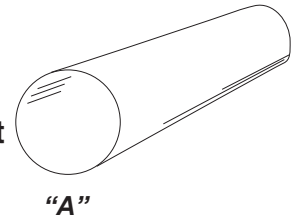


Square Aluminum Bar 6063-T52 20' Length

Part Number	Size A	Weight per Ft	Part Number	Size A	Weight per Ft
Mill Order	1/4"	0.073	S-05-63-00004	3/4"	0.670
S-05-63-00001	3/8"	0.169	Mill Order	1"	1.175
S-05-63-00002	1/2"	0.300	Mill Order	1-1/4"	1.875
S-05-63-00003	5/8"	0.470	Mill Order	1-1/2"	2.745

Round Aluminum Bar 6061-T6511 12' Length

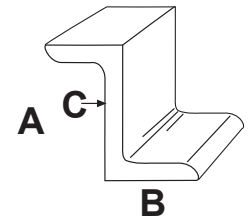
Part Number	Size A	Weight per Ft	Part Number	Size A	Weight per Ft
Mill Order	1/8"	0.015	S-03-61-00016	2"	3.770
Mill Order	3/16"	0.032	A-03-61-00017	2-1/8"	4.166
Mill Order	7/32"	0.044	A-03-61-00018	2-1/4"	4.771
Mill Order	1/4"	0.059	A-03-61-00019	2-1/2"	5.733
Mill Order	5/16"	0.090	Mill Order	2-5/8"	6.538
Mill Order	3/8"	0.133	S-03-61-00020	2-3/4"	7.130
Mill Order	7/16"	0.178	S-03-61-00021	3"	8.480
S-03-61-00007	1/2"	0.240	Mill Order	3-1/4"	9.746
Mill Order	9/16"	0.292	Mill Order	3-1/2"	11.303
S-03-61-00008	5/8"	0.360	Mill Order	3-5/8"	12.140
S-03-61-00009	3/4"	0.530	Mill Order	3-3/4"	12.975
S-03-61-00010	7/8"	0.720	Mill Order	4"	14.763
S-03-61-00011	1"	0.940	Mill Order	4-1/4"	16.765
Mill Order	1-1/8"	1.169	Mill Order	4-1/2"	18.694
S-03-61-00013	1-1/4"	1.470	Mill Order	5"	23.067
Mill Order	1-5/16"	1.690	Mill Order	5-1/2"	27.998
Mill Order	1-3/8"	1.745	Mill Order	6"	33.219
Mill Order	1-7/16"	1.925	Mill Order	6-1/2"	38.988
S-03-61-00014	1-1/2"	2.110	Mill Order	7"	45.214
Mill Order	1-5/8"	2.444	Mill Order	7-1/2"	51.961
Mill Order	1-13/16"	3.042	Mill Order	8"	59.901
Mill Order	1-7/8"	3.244			



Round Aluminum Bar 6063-T52 20' Length

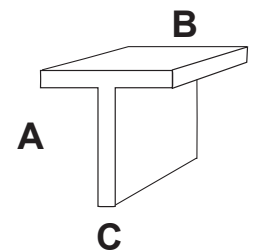
Part Number	Size A	Weight per Ft	Part Number	Size A	Weight per Ft
S-03-63-00001	1/4"	0.060	Mill Order	7/8"	0.722
Mill Order	5/16"	0.090	S-03-63-00006	1"	0.940
S-03-63-00002	3/8"	0.130	Mill Order	1-1/4"	1.443
S-03-63-00003	1/2"	0.240	Mill Order	1-1/2"	2.077
S-03-63-00004	5/8"	0.360	Mill Order	3"	8.484
S-03-63-00005	3/4"	0.530			

Structural Aluminum Zees 6061-T6 25' Length (Unless otherwise listed)



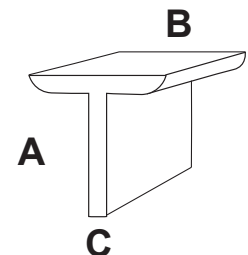
Part Number	Size (A x B x C)	Weight per Ft	Part Number	Size (A x B x C)	Weight per Ft
S-13-61-00013	1-3/4 x 1-3/4 x 3/16	1.100	Mill Order	4 x 3-1/16 x 1/4	2.848
S-06-61-00003	3 x 2-11/16 x 1/4 (18')	2.380	Mill Order	4-1/16 x 3-1/8 x 5/16	3.575
S-06-61-00002	3 x 2-11/16 x 1/4	2.380	Mill Order	4-1/8 x 3-3/16 x 3/8	4.318
S-06-61-00004	3 x 2-11/16 x 1/4 (30')	2.380	Mill Order	5-1/16 x 3-5/16 x 3/8	4.844
S-06-61-00005	3 x 2-11/16 x 1/4 (40')	2.380	Mill Order	5 x 3-1/4 x 1/2	6.295
Mill Order	3 x 2-11/16 x 3/8	3.381			

Architectural Aluminum Tees 6063-T5 20' Length



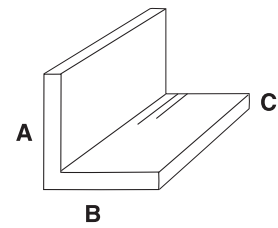
Part Number	Size (A x B x C)	Weight per Ft	Part Number	Size (A x B x C)	Weight per Ft
Mill Order	3/4 x 3/4 x 1/8	0.206	A-07-63-00003	1 x 1 x 1/8	0.280
Mill Order	7/8 x 1/4 x 1/8	0.300	Mill Order	1-1/4 x 7/8 x 1/8	0.300
Mill Order	1 x 3/4 x 1/8	0.244	Mill Order	2 x 3/4 x 1/8	0.394

Structural Aluminum Tees 6061-T5 25' Length



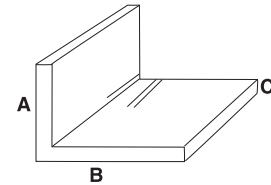
Part Number	Size (A x B x C)	Weight per Ft	Part Number	Size (A x B x C)	Weight per Ft
Mill Order	1 x 1 x 1/8	0.313	Mill Order	2-1/2 x 2-1/2 x 5/16	1.912
S-07-61-00001	1-1/2 x 1-1/2 x 3/16	0.700	Mill Order	3 x 2-1/2 x 5/16	2.129
Mill Order	1-1/2 x 1-1/2 x 1/4	0.869	Mill Order	3-1/2 x 3-1/2 x 3/8	3.336
S-07-61-00002	2 x 2 x 1/4	1.260	Mill Order	4 x 3 x 3/8	3.220
Mill Order	2-1/4 x 2-1/4 x 1/4	1.421			

Architectural Aluminum Angles 6063-T5 Equal Leg 20' Length



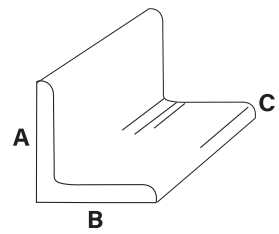
Part Number	Size (A x B x C)	Weight per Ft	Part Number	Size (A x B x C)	Weight per Ft
S-01-63-00001	1/2 x 1/2 x .062	0.070	S-01-63-00013	1-1/2 x 1-1/2 x .125	0.430
S-01-63-00002	3/4 x 3/4 x .062	0.110	S-01-63-00014	1-1/2 x 1-1/2 x .1875	0.630
S-01-63-00003	3/4 x 3/4 x .125	0.210	Mill Order	1-3/4 x 1-3/4 x 1/8	0.506
S-01-63-00004	1 x 1 x .062	0.140	S-01-63-00015	2 x 2 x .062	0.290
S-01-63-00005	1 x 1 x .125	0.280	S-01-63-00016	2 x 2 x .125	0.580
S-01-63-00006	1 x 1 x .187	0.410	S-01-63-00017	2 x 2 x .1875	0.860
S-01-63-00007	1 x 1 x .250	0.530	S-01-63-00018	2 x 2 x .250	1.120
S-01-63-00008	1-1/4 x 1-1/4 x .125	0.360	Mill Order	2-1/2 x 2-1/2 x 3/16	1.085
S-01-63-00009	1-1/4 x 1-1/4 x .1875	0.520	S-01-63-00019	3 x 3 x .125	0.880
S-01-63-00010	1-1/2 x 1-1/2 x .062	0.220	S-01-63-00020	3 x 3 x .1875	1.320
S-01-63-00011	1-1/2 x 1-1/2 x .062(24'6")	0.220	S-01-63-00021	3 x 3 x .250	1.730
S-01-63-00012	1-1/2 x 1-1/2 x .125(24'6")	0.430			

Architectural Aluminum Angles 6063-T5 Unequal Leg 20' Length



Part Number	Size (A x B x C)	Weight per Ft	Part Number	Size (A x B x C)	Weight per Ft
S-01-63-00022	1/2 x 1 x 0.062	0.110	S-01-63-00029	1-3/8 x 1-1/2 x 0.125 (25')	0.410
S-01-63-00023	1/2 x 1 x 0.125	0.210	S-01-63-00030	1-3/8 x 2 x 0.125 (25')	0.490
Mill Order	1/2 x 1-1/4 x 1/8	0.244	S-01-63-00026	1-1/2 x 2 x 0.125	0.510
Mill Order	1/2 x 1-1/2 x 1/8	0.281	Mill Order	1-1/2 x 2 x 3/16	0.731
S-01-63-00024	3/4 x 1-1/2 x 0.125	0.320	S-01-63-00031	2 x 3 x 0.125	0.750
S-01-63-00025	1 x 1-1/2 x 0.125	0.360	S-01-63-00032	2 x 3 x 0.188	1.080
Mill Order	1 x 2 x 1/16	0.218	S-28-63-00540	2 x 3 x 0.250 (24')	1.563
S-01-63-00027	1 x 2 x 0.125	0.430	S-01-63-00033	2 x 4 x 0.125	0.880
Mill Order	2 x 1 x 0.188	0.635	S-01-63-00035	2 x 4 x 0.250	1.720
S-01-63-00028	1 x 3 x 0.125	0.580	S-01-63-00034	2 x 5 x 0.125	1.030
Mill Order	1-1/4 x 1-1/2 x 1/16	0.198	S-01-63-00036	2 x 7 x 0.250	2.620
Mill Order	1-1/4 x 2 x 1/16	0.237			

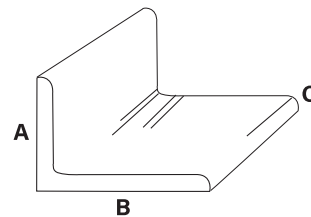
Structural Aluminum Angles 6061-T6 Equal Leg 25' Length



Part Number	Size (A x B x C)	Weight per Ft
Mill Order	3/4 x 3/4 x 0.125	0.201
S-01-61-00037	1 x 1 x 0.125	0.280
S-01-61-00038	1 x 1 x 0.1875	0.410
Mill Order	1-1/4 x 1-1/4 x 0.125	0.343
S-01-61-00039	1-1/4 x 1-1/4 x 0.1875	0.520
Mill Order	1-1/4 x 1-1/4 x 0.250	0.656
S-01-61-00040	1-1/2 x 1-1/2 x 0.125	0.440
S-01-61-00041	1-1/2 x 1-1/2 x 0.1875	0.640
S-01-61-00042	1-1/2 x 1-1/2 x 0.250	0.830
Mill Order	1-1/2 x 1-1/2 x 0.375	1.176
Mill Order	1-3/4 x 1-3/4 x 0.125	0.497
Mill Order	1-3/4 x 1-3/4 x 0.1875	0.744
Mill Order	1-3/4 x 1-3/4 x 0.250	0.980
Mill Order	1-3/4 x 1-3/4 x 0.375	1.378
S-01-61-00043	2 x 2 x 0.125	0.590
S-01-61-00044	2 x 2 x 0.1875	0.870
S-01-61-00045	2 x 2 x 0.250	1.110
S-01-61-00046	2 x 2 x 0.375	1.640
Mill Order	2-1/2 x 2-1/2 x 0.125	0.724

Part Number	Size (A x B x C)	Weight per Ft
S-01-61-00048	2-1/2 x 2-1/2 x 0.1875	1.090
S-01-61-00049	2-1/2 x 2-1/2 x 0.250	1.400
Mill Order	2-1/2 x 2-1/2 x 0.375	2.047
S-01-61-00050	3 x 3 x 0.1875	1.280
S-01-61-00051	3 x 3 x 0.250	1.720
S-01-61-00052	3 x 3 x 0.375	2.540
Mill Order	3-1/2 x 3-1/2 x 0.250	1.989
Mill Order	3-1/2 x 3-1/2 x 0.375	2.926
Mill Order	3-1/2 x 3-1/2 x 0.500	3.826
S-01-61-00053	4 x 4 x 0.250	2.330
S-01-61-00054	4 x 4 x 0.375	3.440
Mill Order	4 x 4 x 0.500	4.414
Mill Order	5 x 5 x 0.375	4.237
Mill Order	5 x 5 x 0.500	5.578
S-01-61-00065	6 x 6 x 0.375	5.220
S-01-61-00066	6 x 6 x 0.500	6.750
Mill Order	8 x 8 x 0.500	9.141
Mill Order	8 x 8 x 0.750	13.478

Structural Aluminum Angles 6061-T6 Unequal Leg 25' Length

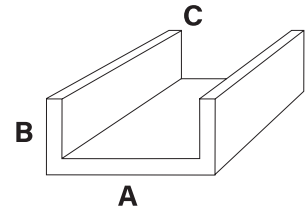


Part Number	Size (A x B x C)	Weight per Ft
Mill Order	1-1/2 x 1 x 0.125	0.356
Mill Order	1-1/2 x 1 x 0.250	0.662
Mill Order	1-1/2 x 2 x 0.125	0.496
S-01-61-00056	1-1/2 x 2 x 0.1875	0.730
S-01-61-00058	1-1/2 x 2 x 0.250	0.980
Mill Order	1-1/2 x 2 x 0.375	1.378
Mill Order	2 x 2-1/2 x 0.375	1.828
A-01-61-00057	2 x 3 x 0.125	0.750
S-01-61-00059	2 x 3 x 0.188	1.090
S-01-61-00060	2 x 3 x 0.250	1.410
S-01-61-00047	2 x 3 x 0.375	2.046
Mill Order	2-1/2 x 3 x 0.250	1.537
Mill Order	2-1/2 x 3 x 0.375	2.253

Part Number	Size (A x B x C)	Weight per Ft
Mill Order	3 x 3-1/2 x 0.250	1.842
Mill Order	3 x 3-1/2 x 0.375	2.705
Mill Order	3 x 3-1/2 x 0.500	3.532
S-01-61-00068	3 x 4 x 0.250	1.990
S-01-61-00062	3 x 4 x 0.375	2.930
Mill Order	3 x 4 x 0.500	3.826
S-01-61-00063	3 x 5 x 0.375	3.349
Mill Order	3 x 5 x 0.500	4.396
S-01-61-00064	4 x 6 x 0.375	4.320
Mill Order	4 x 6 x 0.500	5.578
Mill Order	6 x 8 x 0.500	7.952
Mill Order	6 x 8 x 0.750	11.679

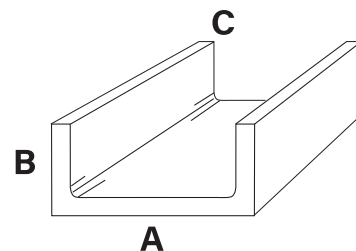
Architectural Aluminum Channels 6063-T5

20' Length(Unless otherwise listed)



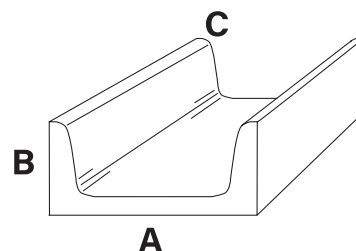
Part Number	Size (A x B)	Weight per Ft	Part Number	Size (A x B)	Weight per Ft
Mill Order	1/2 x 3/8 x 1/8	0.150	S-02-63-00013	1-3/4 x 3/4 x 0.125	0.450
Mill Order	1/2 x 1/2 x 3/32	0.150	S-02-63-00015	1-3/4 x 1-3/4 x 0.093	0.570
S-02-63-00200	1/2 x 3/4 x 1/8	0.262	S-02-63-00016	1-3/4 x 1-3/4 x 0.125	0.750
S-28-63-00423	3/8 x 1 x 1/8 (24')	0.318	S-02-63-00017	1-3/4 x 1 x 0.125	0.520
S-02-63-00001	5/8 x 1/2 x 0.063 (24')	0.110	S-02-63-00018	2 x 7/16 x 0.093	0.300
Mill Order	3/4 x 3/8 x 1/8	0.187	S-02-63-00019	2 x 1/2 x 0.125	0.410
Mill Order	3/4 x 1/2 x 1/8	0.226	S-15-63-00017	2 x 0.750 x 0.125/0.093 (24')	0.440
S-02-63-00002	3/4 x 3/4 x 0.125	0.300	S-02-63-00021	2 x 1 x 0.093 (24')	0.430
S-02-63-00003	1 x 1/2 x 0.125	0.260	S-02-63-00020	2 x 1 x 0.125	0.560
S-02-63-00004	1 x 1 x 0.125	0.430	S-02-63-00022	2 x 1 x 0.125 (24')	0.560
S-02-63-00005	1-1/4 x 1/2 x 0.125	0.300	S-02-63-00023	2 x 2 x 0.090 (24')	0.629
S-02-63-00006	1-1/4 x 3/4 x 0.125	0.380	S-02-63-00024	2 x 2 x 0.125	0.860
Mill Order	1-1/4 x 1 x 1/8	0.431	Mill Order	2-1/4 x 7/8 x 1/8	0.563
S-02-63-00007	1-1/4 x 1-1/4 x 0.125	0.530	S-02-61-00058	2.312 x 2.375 x 0.125 Tapered(24')	1.010
S-02-63-00008	1-1/2 x 1/2 x 0.125	0.340	Mill Order	2-1/2 x 1-1/2 x 1/8	0.787
S-02-63-00009	1-1/2 x 3/4 x 0.125	0.410	Mill Order	3 x 1/2 x 1/8	0.563
S-02-63-00010	1-1/2 x 1 x 0.125	0.490	S-02-63-00025	3 x 1 x 0.125	0.710
S-02-63-00011	1-1/2 x 1 x 0.125 (24')	0.490	S-02-61-00027	3 x 2-1/4 x 1/4 (6061T6)	2.100
S-02-63-00012	1-1/2 x 1-1/2 x 0.125	0.640	S-02-63-00026	4 x 1 x 0.125	0.860
S-02-63-00014	1-3/4 x 1/2 x 0.125	0.376	S-02-63-00028	6 x 1 x 0.125 (24')	1.162

Structural Aluminum Channel Alum Association (AA) 6061T6 25'

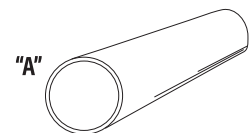


Part Number	Size (A x B)	Weight per Ft	Part Number	Size (A x B)	Weight per Ft
S-02-61-00030	2 x 1-1/4 x 0.170/0.260	1.090	S-02-61-00041	8 x 3 x 0.350/0.190	4.147
S-02-61-00031	3 x 1-1/2 x 0.130/0.200	1.160	S-02-61-00042	8 x 3 x 0.350/0.190 (40')	4.147
S-02-61-00032	3 x 1.75 x 0.170/0.260	1.600	S-02-61-00039	8 x 3.75 x 0.250/0.410	5.790
S-02-61-00033	4 x 2 x 0.150/0.230	1.770	S-02-61-00043	8 x 3.75 x 0.250/0.410 (32')	5.790
S-02-61-00034	4 x 2-1/4 x 0.190/0.290	2.380	S-02-61-00044	8 x 3.75 x 0.250/0.410 (40')	5.790
S-02-61-00036	5 x 2.25 x 0.150/0.260	2.210	Mill Order	9 x 3.25 x 0.350/0.230	4.983
S-02-61-00035	5 x 2.75 x 0.190/0.320	3.090	Mill Order	9 x 4 x 0.440/0.290	6.970
S-02-61-00037	6 x 2-1/2 x 0.170/0.290	2.890	S-02-61-55	10 x 3.5 x 0.410/0.250	6.140
S-02-61-00038	6 x 3.25 x 0.210/0.350	4.110	Mill Order	10 x 4.25 x 0.500/0.310	8.360
S-02-61-42	7 x 2.75 x 0.290/0.170	3.210	S-02-61-00057	12 x 4 x 0.470/0.290	8.270
S-02-61-43	7 x 3.5 x 0.380/0.210	4.810	Mill Order	12 x 5 x 0.620/0.350	11.822

Structural Aluminum Channel Alum Standard (AS) 6061T6 25'



Part Number	Size (A x B)	Weight per Ft	Part Number	Size (A x B)	Weight per Ft
S-02-61-00029	2 x 1 x 0.130	0.590	Mill Order	7 x 2.194 x 0.314	4.232
S-02-61-40	3 x 1.410 x 0.170	1.459	S-02-61-52	8 x 2.29 x 0.250	4.250
S-02-61-44	3 x 1.498 x 0.258	1.730	Mill Order	8 x 2.343 x 0.303	4.951
Mill Order	3 x 1.596 x 0.356	2.704	Mill Order	8 x 2.435 x 0.395	5.617
S-02-61-45	4 x 1.580 x 0.180	1.850	Mill Order	8 x 2.527 x 0.487	6.484
Mill Order	4 x 1.647 x 0.247	2.161	Mill Order	9 x 2.430 x 0.230	4.604
S-02-61-46	4 x 1.720 x 0.320	2.500	Mill Order	9 x 2.648 x 0.448	6.911
S-02-61-51	5 x 1.75 x 0.190	2.320	S-02-61-00053	10 x 2.60 x 0.240	5.280
S-02-61-47	5 x 1.885 x 0.325	3.110	Mill Order	10 x 2.739 x 0.379	6.915
S-02-61-48	5 x 2.032 x 0.472	4.400	S-02-61-54	10 X 2.886 x 0.526	8.640
S-02-61-49	6 x 1.92 x 0.200	2.830	S-02-61-00056	12 x 2.96 x 0.300	7.410
S-02-61-50	6 x 1.945 x 0.225	3.060	Mill Order	12 x 3.047 x 0.387	8.374
Mill Order	6 x 2.034 x 0.314	3.631	Mill Order	12 x 3.170 x 0.510	10.374
Mill Order	6 x 2.157 x 0.437	4.498	Mill Order	15 x 3.400 x 0.400	11.708
S-28-61-00037	7 x 2.11 x 0.230	3.521			



SCH 40 Aluminum Pipe 6063-T52 20' Length

Part Number	Size A	OD	ID	Wall	Weight per Ft	Part Number	Size A	OD	ID	Wall	Weight per Ft
S-08-63-00002	1/8" (12')	0.405	0.269	0.068	0.085	S-08-63-00011	1-1/4" (24')	1.660	1.380	0.140	0.786
S-08-63-00003	1/4"	0.540	0.364	0.083	0.147	S-08-63-00012	1-1/2"	1.900	1.610	0.145	0.940
S-08-63-00004	3/8"	0.675	0.493	0.091	0.196	S-08-63-00013	1-1/2" (24')	1.900	1.610	0.145	0.940
S-08-63-00005	1/2"	0.840	0.622	0.109	0.294	S-08-63-00014	2"	2.375	2.067	0.154	1.264
S-08-63-00006	3/4"	1.050	0.824	0.113	0.391	S-08-63-00015	2" (6063T4)	2.375	2.067	0.154	1.264
S-08-63-00007	1"	1.315	1.049	0.133	0.581	S-08-63-00016	2-1/2"	2.875	2.469	0.203	2.004
S-08-63-00008	1" (24')	1.315	1.049	0.133	0.581	S-08-63-00017	3"	3.500	3.068	0.216	2.621
S-08-63-00009	1-1/4"	1.660	1.380	0.140	0.786	S-08-63-00018	3-1/2"	4.000	3.548	0.226	3.151
S-08-63-00010	1-1/4" (24')	1.660	1.380	0.140	0.786	S-08-63-00035	6"	6.625	6.065	0.280	6.564

SCH 40 Aluminum Pipe 6061-T6 20' Length

Part Number	Size A	OD	ID	Wall	Weight per Ft	Part Number	Size A	OD	ID	Wall	Weight per Ft
S-08-61-00019	1/2"	0.840	0.622	0.109	0.294	S-08-61-00029	2" (30')	2.375	2.067	0.154	1.264
S-08-61-00020	3/4"	1.050	0.824	0.113	0.391	S-08-61-00030	2-1/2"	2.875	2.469	0.203	2.004
S-08-61-00021	3/4" (24')	1.050	0.824	0.113	0.391	S-08-61-00031	3"	3.500	3.068	0.216	2.621
S-08-61-00022	1-1/4"	1.315	1.049	0.133	0.581	S-08-61-00032	3-1/2"	4.000	3.548	0.226	3.151
S-08-61-00023	1"	1.660	1.380	0.140	0.786	S-08-61-00033	4"	4.500	4.026	0.237	3.733
S-08-61-00024	1-1/2"	1.900	1.610	0.145	0.940	S-08-61-00034	5"	5.563	5.047	0.258	5.057
S-08-61-00025	2"	2.375	2.067	0.154	1.264	Mill Order	6"	6.625	6.065	0.280	6.564
S-08-61-00026	2" (24')	2.375	2.067	0.154	1.264	S-08-63-00036	8"	8.625	7.981	0.322	9.878

SCH 80 Aluminum Pipe 6063-T52 20' Length

Part Number	Size A	OD	ID	Wall	Weight per Ft	Part Number	Size A	OD	ID	Wall	Weight per Ft
Mill Order	1"	1.315	0.957	0.179	0.751	Mill Order	3"	3.500	2.900	0.300	3.547
S-08-61-00039	1-1/2"	1.900	1.500	0.200	1.256	Mill Order	4"	4.500	3.826	0.337	5.183
S-08-61-00041	2"	2.375	1.939	0.218	1.737						

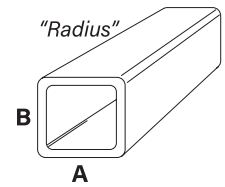
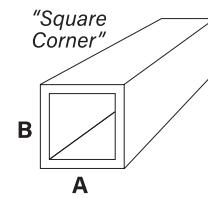
SCH 80 Aluminum Pipe 6061-T6 20' Length

Part Number	Size A	OD	ID	Wall	Weight per Ft	Part Number	Size A	OD	ID	Wall	Weight per Ft
Mill Order	1/4"	0.540	0.302	0.119	0.185	S-08-61-00044	3"	3.500	2.900	0.300	3.547
S-08-61-00037	1"	1.315	0.957	0.179	0.751	Mill Order	3-1/2"	4.000	3.364	0.318	4.326
S-08-61-00038	1-1/4"	1.660	1.278	0.191	1.037	Mill Order	4"	4.500	3.826	0.337	5.183
S-08-61-00040	1-1/2"	1.900	1.500	0.200	1.256	Mill Order	5"	5.563	4.813	0.375	7.188
S-08-61-00042	2"	2.375	1.939	0.218	1.737	Mill Order	6"	6.625	5.761	0.432	9.884
S-08-61-00043	2-1/2"	2.875	2.323	0.276	2.650	Mill Order	8"	8.625	7.625	0.500	15.010

SCH 10 Aluminum Pipe 6063-T52 20' Length (Unless otherwise listed)

Part Number	Size A	OD	ID	Wall	Weight per Ft	Part Number	Size A	OD	ID	Wall	Weight per Ft
S-08-63-00001	1-1/2"	1.900	1.682	0.721	0.720	S-08-61-00028	2-1/2" (24')	2.875	2.635	0.120	1.221
S-08-61-00027	2-1/2" (6061)	2.875	2.635	0.120	1.221		(6061)				

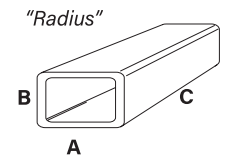
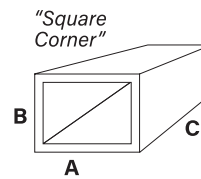
Square Aluminum Tube 24' MF 6063-T52 (Unless otherwise listed)



Part Number	Part Number	Weight per Ft	Part Number	Part Number	Weight per Ft
S-09-63-00001	1/2 x 0.063	0.110	S-09-63-00037	2 x 0.090 (26')	0.850
S-09-63-00008	5/8 x 0.062	0.170	S-09-63-00035	2 x 0.125	1.130
S-09-63-00002	3/4 x 0.045 Rad 0.093	0.130	S-09-61-00065	2 x 0.125 (6061T6)	1.130
S-09-63-00003	3/4 x 0.050	0.170	S-09-63-00036	2 x 0.125 Rad 0.125	1.110
S-09-63-00005	3/4 x 0.062 Rad 0.090	0.200	S-09-63-00038	2 x 0.125 Rad 0.250	1.080
S-09-63-00004	3/4 x 0.063	0.210	S-09-63-00040	2 x 0.1875	1.630
S-09-63-00084	3/4 x 0.063 (40-5/8")	0.210	S-09-61-00067	2 x 0.1875 (6061T6)	1.630
S-09-63-00007	3/4 x 0.090 Rad 0.090	0.310	S-09-61-00068	2 x 0.188 Rad 0.125 (6061T6)	1.620
S-09-63-00006	3/4 x 0.090	0.290	S-09-61-00069	2 x 0.250 (6061T6)	2.100
S-09-63-00009	3/4 x 0.125	0.380	S-09-61-00070	2 x 0.250 Rad 0.250 (6061T6)	2.100
S-09-63-00010	1 x 0.040	0.190	S-09-63-00041	2-1/4 x 0.093	0.980
S-09-63-00011	1 x 0.063	0.280	S-09-63-00044	2-1/2 x 0.075	0.870
S-09-63-00012	1 x 0.063 Rad 0.125	0.280	S-09-63-00045	2-1/2 x 0.125	1.430
S-09-63-00015	1 x 0.075 Rad 0.140	0.309	S-09-63-00042	2-1/2 x 0.250	2.700
S-09-63-00014	1 x 0.090 Rad 0.125	0.380	S-09-61-00072	2-1/2 x 0.250 (6061T6)	2.700
S-09-63-00013	1 x 0.090	0.390	S-09-61-00066	2.700 x 0.125 Rad 0.125 (6061T6) (20')	1.500
S-09-63-00016	1 x 0.125	0.530	S-09-63-00047	3 x 0.090	1.300
S-09-61-00059	1 x 0.125 (6061T6)	0.530	S-09-63-00046	3 x 0.090 (27')	1.300
S-09-63-00017	1 x 0.125 Rad 0.125	0.530	S-09-63-00048	3 x 0.125	1.760
S-09-63-00018	1-1/4 x 0.063	0.350	S-09-61-00073	3 x 0.125 (6061T6)	1.760
S-09-63-00019	1-1/4 x 0.090	0.520	S-09-63-00049	3 x 0.1875	2.540
S-09-61-00060	1-1/4 x 0.090 (6061T6)	0.520	S-09-61-00075	3 x 0.1875 (6061T6)	2.538
S-09-63-00020	1-1/4 x 0.090 Rad 0.125	0.490	S-09-63-00059	3 x 0.187 Rad 0.125 (25')	2.490
S-09-63-00021	1-1/4 x 0.125	0.680	S-09-61-00074	3 x 0.250 (6061T6)	3.300
S-09-63-00022	1-1/4 x 0.125 Rad 0.125	0.670	S-09-61-00076	3 x 0.250 Rad 0.312 (6061T6) (20')	3.200
S-09-63-00023	1-1/2 x 0.063	0.430	S-09-61-00077	3 x 0.250 Rad 0.312 (6061T6) (25')	3.200
S-09-63-00024	1-1/2 x 0.063 Rad 0.093	0.420	S-09-63-00050	4 x 0.125	2.330
S-09-63-00025	1-1/2 x 0.090	0.630	S-09-61-00078	4 x 0.125 (6061T6)	2.330
S-09-61-00061	1-1/2 x 0.090 (6061T6)	0.630	S-09-63-00051	4 x 0.187	3.440
S-09-63-00026	1-1/2 x 0.093 Rad 0.187	0.580	S-09-61-00079	4 x 0.250 (6061T6)	4.500
S-09-63-00028	1-1/2 x 0.125	0.830	S-09-63-00052	5 x 0.125	2.930
S-09-61-00062	1-1/2 x 0.125 (6061T6)	0.830	S-09-61-00081	5 x 0.250 (6061T6)	5.560
S-09-63-00029	1-1/2 x 0.125 Rad 0.125	0.810	S-09-63-00054	6 x 0.125	3.530
S-09-63-00030	1-1/2 x 0.1875	1.180	S-09-63-00100	6 x 0.150 Rad 0.093	4.203
S-09-61-00063	1-1/2 x 0.250 (6061T6)	1.500	S-09-63-00056	6 x 0.1875 Rad 0.125	5.250
S-09-63-00027	1-1/2 x 0.250 Rad 0.125 (6061T6)	1.460	S-09-61-00082	6 x 0.250 (6061T6)	6.900
S-09-63-00031	1-3/4 x 0.090	0.740	S-09-61-00085	6 x 0.250 (6061T6) (32')	6.900
S-09-63-00032	1-3/4 x 0.125	0.980	S-09-61-00010	6 x .500 (6061T6)	12.933
S-09-63-00033	2 x 0.063	0.600	S-09-63-00057	8 x 0.188	7.050
S-09-63-00034	2 x 0.093	0.850	S-09-61-00055	8 x 0.250 (6061T6)	9.110
S-09-61-00064	2 x 0.093 (6005T5)	0.888	S-09-63-00055	8 x 0.250	9.11
S-09-63-00039	2 x 0.093 Rad 0.125	0.810	S-09-63-00058	10 x 0.250 Rad 0.125	11.700

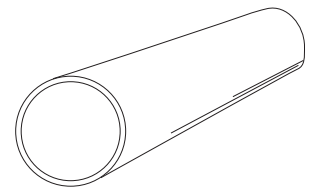


Rectangular Aluminum Tube 24' 6063-T52 (Unless otherwise listed)




Part Number	Description A x B	Weight per Ft	Part Number	Description A x B	Weight per Ft
S-10-63-00001	1/2 x 1 x 0.090	0.290	S-10-63-00060	2 x 4 x 0.093	1.270
S-10-63-00059	1/2 x 2 x 0.125	0.660	S-10-63-00029	2 x 4 x 0.125	1.724
S-10-63-00002	3/4 x 1-1/2 x 0.125	0.600	S-10-61-00628	2 x 4 x 0.125 (6061T6)	1.724
S-10-63-00003	3/4 x 1-3/4 x 0.125	0.674	S-10-63-00030	2 x 4 x 0.250	3.300
S-10-63-00004	1 x 1-1/2 x 0.125	0.680	S-10-61-00056	2 x 4 x 0.250 (6061T6)	3.300
S-10-63-00005	1 x 1-1/2 x 0.125 Rad 0.125	0.660	S-10-63-00031	2 x 5 x 0.125	2.030
S-10-63-00006	1 x 2 x 0.063	0.430	S-10-61-00057	2 x 5 x 0.250 (6061T6)	3.900
S-10-63-00007	1 x 2 x 0.063 Rad 0.125	0.420	S-10-63-00033	2 x 6 x 0.125	2.330
S-10-63-00009	1 x 2 x 0.090	0.630	S-10-61-00034	2 x 6 x 0.250 (6061T6)	4.500
S-10-63-00008	1 x 2 x 0.093 Rad 0.125	0.610	S-10-63-00037	2 x 8 x 0.125	2.960
S-10-63-00010	1 x 2 x 0.125	0.830	S-10-61-00035	2 x 8 x 0.250 (6061T6)	5.700
S-10-61-00055	1 x 2 x 0.125 (6061T6)	0.825	S-10-63-00038	2 x 10 x 0.125	3.530
S-10-63-00011	1 x 2 x 0.125 Rad 0.125	0.780	S-10-63-00036	2 x 12 x 0.190	6.130
S-10-63-00115	1 x 2-1/2 x 0.125	0.974	S-10-63-00039	3 x 4 x 0.125	2.030
S-10-63-00012	1 x 3 x 0.062	0.577	S-10-61-00058	3 x 4 x 0.250	3.900
S-10-61-00012	1 x 3 x 0.093	0.830	S-10-63-00048	3 x 6 x 0.125	2.630
S-10-63-00013	1 x 3 x 0.125	1.130	S-10-61-00049	3 x 6 x 0.188 (6061T6)	3.890
S-10-63-00014	1 x 3 x 0.125 Rad 0.125	1.088	S-10-63-00052	3 x 8 x 0.110	2.850
S-10-63-00100	1 x 4x .062	0.708	S-10-63-00061	3 x 10 x 0.125	3.820
S-10-63-00015	1 x 4 x 0.125	1.430	S-10-05-00062	3 x 12 x 0.1875	6.600
S-10-63-00020	1 x 5 x 0.125	1.730	S-10-63-00050	4 x 6 x 0.125	2.930
S-10-05-00032	1 x 6 x 0.125	2.026	S-10-61-00051	4 x 6 x 0.188 (6061T6)	4.340
S-10-63-00016	1-1/4 x 2-1/2 x 0.125 IS Rad 0.250	1.050	S-10-61-00053	4 x 6 x 0.250	5.700
S-10-61-00017	1-1/4 x 2-1/2 x 0.125 Rad 0.250 (6061T6) (225")	1.000	S-10-61-00040	4 x 6 x 0.250 (6061T6) (28')	5.700
S-10-61-00018	1-1/4 x 4-1/2 x 0.218 (6061T6) (162")	2.780	S-10-61-00063	4 x 8 x 0.125	3.250
S-10-63-00019	1-1/2 x 2 x 0.125	0.980	S-10-63-00054	4 x 8 x 0.1875 (25')	5.140
S-10-63-00114	1-1/2 x 2-1/2 x 0.125	1.124	S-10-61-00041	4 x 8 x 0.250 (6061T6) (28')	6.760
S-10-63-00022	1-1/2 x 3 x 0.125	1.270	S-10-63-00042	4 x 10 x 0.188	6.130
S-10-63-00021	1-3/4 x 3 x 0.125	1.350	S-10-05-00044	4 x 12 x 0.250 (26')	9.110
S-10-63-00023	1-3/4 x 4 x 0.093	1.242	S-10-05-00043	6 x 8 x 0.188 (25')	6.020
S-10-63-00024	1-3/4 x 4 x 0.125	1.650	S-10-05-00045	6 x 10 x 0.190 Rad 0.125 (25')	7.170
S-10-63-00025	2 x 3 x 0.125	1.430	S-10-05-00046	6 x 10 x 0.190 Rad 0.125 (30')	7.170
S-10-61-00026	2 x 3 x 0.125 (6061T6)	1.426	S-10-05-00047	6 x 12 x 0.250 Rad 0.125	10.50
Mill Order	2 x 3 x 0.250	2.636			
S-10-61-00027	2 x 3 x 0.250 (6061T6)	2.700			
S-10-61-00028	2 x 3 x 0.250 Rad 0.250 (6061T6)	2.640			

Round Aluminum Tube 6063-T52(Unless otherwise listed)



Part Number	Description A x B	Weight per Ft	Length	Part Number	Description A x B	Weight per Ft	Length
S-11-63-00001	3/4 x 0.062	0.170	20'	S-11-61-00025	2-1/2 x 0.125 (6061T6)	1.120	12'6"
Mill Order	7/8 x 0.049	0.142	20'	S-11-61-00026	2-1/2 x 0.125 (6061T6)	1.120	15'
S-11-63-00004	7/8 x 0.062	0.199	24'	Mill Order	3 x 0.083	0.895	20'
Mill Order	1 x 0.049	0.168	20'	S-11-63-00017	3 x 0.125	1.360	24'
S-11-63-00002	1 x 0.062 DOMESTIC	0.230	20'	S-11-61-00027	3 x 0.125 (6061T6)	1.360	13'6"
S-11-63-00003	1 x .062 DOMESTIC	0.229	24'	S-11-61-00028	3 x 0.125 (6061T6)	1.360	15'
S-11-60-00050	1 x .062(6060T52)	0.220	24'	S-11-61-00029	3 x 0.125 (6061T6)	1.360	20'
S-11-63-00050	1 x 0.125	0.412	20'	S-11-61-00030	3 x 0.125 (6061T6)	1.355	24'
S-11-63-00005	1 x 0.125	0.410	24'	S-11-61-00032	3 x 0.1875 (6061T6)	1.990	20'
S-11-63-00006	1-1/4 x 0.090	0.390	24'	S-11-61-00036	3 x 0.250 (6061T6)	2.590	24'
S-11-63-00007	1-1/4 x 0.125	0.530	20'	S-11-61-00033	3-1/2 x 0.1875 (6061T6)	2.300	15'
S-11-63-00008	1-1/2 x 0.065	0.320	24'	S-11-61-00034	3-1/2 x 0.1875 (6061T6)	2.300	17'
S-11-63-00009	1-1/2 x 0.093	0.480	24'	S-11-61-00035	3-1/2 x 0.1875 (6061T6)	2.300	20'
S-11-63-00010	1-1/2 x 0.125	0.635	20'	S-11-63-00019	4 x 0.125	1.790	24'
S-11-63-00011	1-1/2 x 0.125 (6063T4)	0.635	24'	S-11-61-00038	4 x 0.125 (6061T6)	1.830	24'
S-11-63-00012	1-1/2 x 0.125	0.640	24'	S-11-61-00040	4 x 0.1875 (6061T6)	2.650	20'
S-11-61-00022	1-1/2 x 0.125 (6061T6)	0.640	24'	S-11-61-00041	4 x 0.250 (6061T6)	3.530	20'
S-11-61-00021	1-1/2 x 0.250 (6061T6)	1.180	20'	S-11-61-00042	4-1/2 x 0.250 (6061T6)	4.000	20'
Mill Order	2 x 0.050	0.360	20'	S-11-63-00020	5 x 0.125	2.250	24'
S-11-63-00013	2 x 0.125	0.880	20'	S-11-63-00046	6 x 0.125 (6063T6)	2.713	24'
S-11-63-00014	2 x 0.125	0.883	24'	S-28-61-00517	5 x 0.188 (6061T6)	3.410	16'
S-11-61-00023	2 x 0.125 (6061T6)	0.880	12'	S-11-61-00043	5 x 0.188 (6061T6)	3.410	24'
S-11-61-00024	2 x 0.125 (6061T6)	0.880	24'	S-11-61-00045	5 x 0.250 (6061T6)	4.480	24'
S-11-61-00075	2 x 0.250 (6061T6)	1.650	24'	S-11-61-00047	6 x 0.250 (6061T6)	5.420	24'
				Mill Order	8 x 0.156	4.613	

Fluted Round Tube 24'

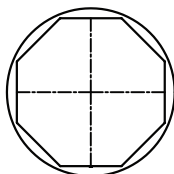


Part Number	Description A x B	Weight per Ft
S-11-61-00031	3 x 0.125	1.400
S-11-61-00037	4 x 0.1875	2.900
S-11-61-00039	4 x 0.125	1.910
S-11-61-00044	5 x 0.1875	3.520
S-11-61-00048	6 x 0.250	5.500

Serrated Round Tube 24'



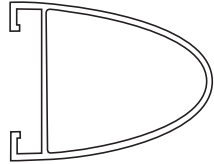
Part Number	Description A x B	Weight per Ft
S-15-63-00009	7/8 x 0.049	0.140
S-15-63-00010	1 x 0.049	0.150
S-11-63-00015	3 x 0.065	0.820
S-11-63-00016	3x 0.125 (Pointed)	0.944
S-11-63-00018	3 x 0.125	1.180



Part Number	Description A x B	Weight per Ft	Length
S-28-63-00622	3.05x.070 Hex Roller Tube (6063T6)	1.525	289"

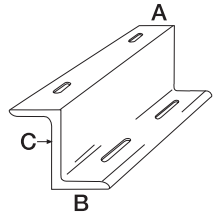
DOT Signage - Bullet Rail & Accessories DOT Approved MF 6061-T6

Part Number	Description	Part Number	Description
S-13-61-00017	DOT Approved 4" Bullet Rail 20'	R-13-61-00021	5x5x.313/.330 Wide Flange "H" Beam 153-3/4"
S-13-61-00018	DOT Approved 4" Bullet Rail 25'	R-13-61-00022	5x5x.313/.330 Wide Flange "H" Beam(6.49#) 24"
S-13-61-00019	DOT Approved 4" Bullet Rail 30'	R-13-61-00023	3/4 Sch40 Slotted Splice 20'
Mill Order	DOT Approved 4" Bullet Tail 35'	R-13-61-00024	DOT Approved Splice Insert Bar 12'
S-13-61-00025	DOT Approved 4" Bullet Rail 40'	Mill Order	2" Sch 40 Drilled Pipe
R-13-61-00020	DOT Approved Inner Splice 12'	R-13-61-00016	Clamp Bar 12'



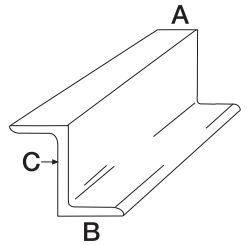
Fabricated Z - Bar Str Z - Bar MF 6061T6

Part Number	Description	Weight per Ft	Part Number	Description	Weight per Ft
S-13-61-00008	1-3/4 x 1-3/4 x 3/16 (8")	1.100	S-13-61-00012	1-3/4 x 1-3/4 x 3/16 (31")	1.110
S-13-61-00007	1-3/4 x 1-3/4 x 3/16 (11")	1.110	A-13-61-00006	1-3/4 x 1-3/4 x 3/16 (32")	1.110
S-13-61-00009	1-3/4 x 1-3/4 x 3/16 (14")	1.110	A-13-61-00002	1-3/4 x 1-3/4 x 3/16 (42")	1.110
S-13-61-00010	1-3/4 x 1-3/4 x 3/16 (20")Fab	1.110	S-13-61-00003	1-3/4 x 1-3/4 x 3/16 (52")	1.110
A-13-61-00011	1-3/4 x 1-3/4 x 3/16 (26")	1.110	S-13-61-00004	1-3/4 x 1-3/4 x 3/16 (56")	1.110



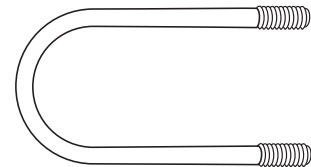
Standard Z - Bar Str Z - Bar MF

Part Number	Description	Weight per Ft	Part Number	Description	Weight per Ft
S-13-61-00013	1-3/4 x 1-3/4 x 3/16 (25')	1.100	S-06-61-00004	3 x 2-11/16 x 1/4 (30')	2.380
S-06-61-00003	3 x 2-11/16 x 1/4 (18')	2.380	S-06-61-00005	3 x 2-11/16 x 1/4 (40')	2.380
S-06-61-00002	3 x 2-11/16 x 1/4 (25')	2.380			



U Bolts w/ Nuts & Washers

Part Number	Description	Part Number	Description
Mill Order	2"	Mill Order	4"
Mill Order	2-1/2"	A-13-00-00025	4-1/2"
Mill Order	3"	Mill Order	5"
Mill Order	3-1/2"	Mill Order	6"

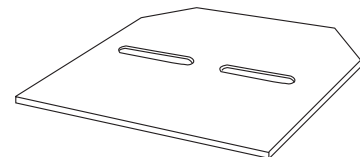


Breakaway Kits

Part Number	Description	Part Number	Description
A-13-00-00020	4" Rnd Base (2/Set) W/Hardware	A-13-00-00018	5" Rnd Base (2/Set) w/Hardware
Mill Order	4-1/2" Rnd Base (2/Set) W/Hardware	Mill Order	6" Rnd Base (2/Set) w/Hardware

Soil Plate

Part Number	Description
S-13-61-00015	Fabricate Soil Plates w/Slots MF 6061T6



Sign Frames

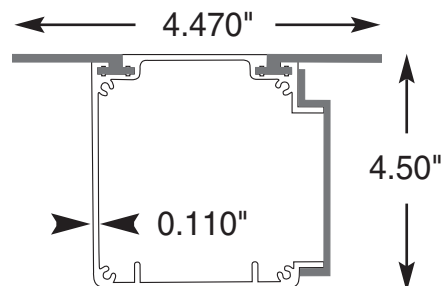


<p>Part Number S-14-63-00016</p> <p>Weight per Ft 3.430</p>	<p>Description 12" Fixed Retainer Sign Frame 24'6"</p>				
<p>Part Number S-14-63-00015</p> <p>Weight per Ft 2.550</p>	<p>Description 12" Sign Frame w/o Retainer 24'6" MF 6063-T5</p>				
<p>Part Number S-14-63-00014</p> <p>Weight per Ft 3.120</p>	<p>Description 10" Fixed Retainer Sign Frame 24'6" MF 6063-T5</p>		<p>Part Number S-14-63-00012</p> <p>Weight per Ft 1.450</p>	<p>Description 7" Fixed Retainer Sign Frame 24'6" MF 6063-T5</p>	
<p>Part Number S-14-63-00013</p> <p>Weight per Ft 2.250</p>	<p>Description 10" Sign Frame w/o Retainer 24'6" MF 6063-T5</p>		<p>Part Number S-14-63-00011</p> <p>Weight per Ft 0.990</p>	<p>Description 7" Sign Frame w/o Retainer 24'6" MF 6063-T5</p>	
<p>Part Number S-14-63-00006</p> <p>Weight per Ft 0.170</p>	<p>Description 2x.375x.050 Track Cap 20' MF 6063-T6</p>		<p>Part Number S-14-63-00001</p> <p>Weight per Ft 0.760</p>	<p>Description F-Track Retainer 20' MF 6063-T52</p>	
<p>Part Number S-14-63-00007</p> <p>Weight per Ft 0.590</p>	<p>Description 1-1/2" Double Tee Divider Bar 24' MF 6063-T52</p>		<p>Part Number S-14-63-00031</p> <p>Weight per Ft 0.746</p>	<p>Description F-Track Retainer 24'6" MF 6063-T52</p>	
<p>Part Number S-14-63-00008</p> <p>Weight per Ft 0.590</p>	<p>Description 2-1/2" Double Tee Divider Bar 24' MF 6063-T52</p>		<p>Part Number S-14-63-00002</p> <p>Weight per Ft 0.610</p>	<p>Description F-Track w/Male Hinge 20' MF 6063-T52</p>	
<p>Part Number S-01-63-00010</p> <p>Weight per Ft 0.216</p>	<p>Description 1-1/2 x 1-1/2 x 0.062 Ar Angle 24'6" MF 6063-T52</p>		<p>Part Number S-14-63-00003</p> <p>Weight per Ft 0.320</p>	<p>Description F-Track w/Female Hinge 20' MF 6063-T52</p>	
<p>Part Number S-01-63-00012</p> <p>Weight per Ft 0.431</p>	<p>Description 1-1/2x1-1/2x.125 Ar Angle 24'6" MF 6063-T52</p>		<p>Part Number S-14-63-00004</p> <p>Weight per Ft 0.290</p>	<p>Description 1.8 x 1.25 x 0.060 Lamp Track 20' MF 6063-T6</p>	
<p>Part Number S-14-63-00009</p> <p>Weight per Ft 0.510</p>	<p>Description 4" Raceway 20' MF 6063-T5</p>		<p>Part Number S-14-63-00005</p> <p>Weight per Ft 0.530</p>	<p>Description 2.74x2.0x.060 Ballast Track 20' MF 6063-T6</p>	

Raceways

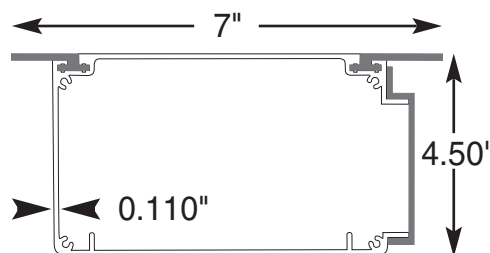
Raceways 4 1/2" 6063T6

Part Number	Description	Weight per Ft
S-14-63-00017	4-1/2" (20')	2.500
S-14-63-00018	4-1/2" (24')	2.500
S-14-63-00019	4-1/2" (20') Cover	0.410
S-14-63-00020	4-1/2" (24') Cover	0.410
S-14-63-00021	4-1/2" (24') Bracket	0.590
S-14-52-00026	4-1/2" End Caps MF	2.000




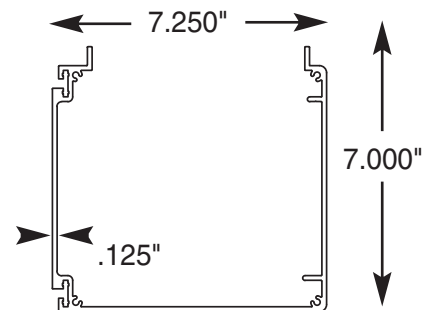
Raceways 4 1/2" x 7" 6063T6

Part Number	Description	Weight per Ft
S-14-63-00022	4-1/2" x 7" (20')	2.500
S-14-63-00023	4-1/2" x 7" (24')	2.500
S-14-63-00019	4-1/2" (20') Cover	0.410
S-14-63-00020	4-1/2" (24') Cover	0.410
S-14-63-00021	4-1/2" Bracket (24')	0.590
S-14-52-00023	4-1/2 x 7" End Cap MF	2.000



7 1/4" Raceway w/ Tabs

Part Number	Description	Weight per Ft
S-14-63-00027	7-1/4" x 7" 20' MF 6063-T6	3.930
S-14-63-00028	7-1/4" x 7" 24' MF 6063-T6	3.930
S-14-63-00029	7-1/4" x 7" Cover 20' MF 6063-T6	0.770
S-14-63-00030	7-1/4" x 7" Cover 24' MF 6063-T6	0.770
S-14-63-00024	2" Mounting Tab 1/2" Hole MF	
S-14-52-00025	7-1/4" End Cap MF (.063 MF 5052H32 Sheet)	



Awnings/Architectural Shapes



<p>Part Number S-15-63-00002</p> <p>Weight per Ft 0.400</p>	<p>Description 1 x 1 x 0.093 Staple-In Extrusion MF 24' 6063-T5</p>	
<p>Part Number S-15-63-00003</p> <p>Weight per Ft 0.440</p>	<p>Description 1 x 1 x 0.100 Staple-In Extrusion MF 24' 6063-T5</p>	
<p>Part Number S-15-63-00001</p> <p>Weight per Ft 0.350</p>	<p>Description 1 x 1 x 0.062 Staple-In Extrusion MF 24' 6063-T5/MP-1C</p>	
<p>Part Number S-15-63-00004</p> <p>Weight per Ft 0.600</p>	<p>Description 1 x 2 x 0.093 Staple-In Extrusion MF 24' 6063-T5</p>	
<p>Part Number S-15-63-00005</p> <p>Weight per Ft 0.690</p>	<p>Description 2 x 1 x 0.093 Staple-In Extrusion MF 24' 6063-T5</p>	
<p>Part Number S-15-63-00006</p> <p>Weight per Ft 0.480</p>	<p>Description 2 x 1 x 0.100 Staple-In Extrusion W/Bottom Opening MF 24' 6063-T5</p>	
<p>Part Number S-15-63-00007</p> <p>Weight per Ft 1.160</p>	<p>Description 2 x 2 x 0.125 Staple-In Extrusion MF 24' 6063-T5</p>	
<p>Part Number S-15-63-00008</p> <p>Weight per Ft 1.370</p>	<p>Description 4 x 1 x 0.093 Staple-In Extrusion MF 24' 6063-T5</p>	

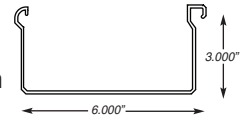
<p>Part Number S-15-63-00011</p> <p>Weight per Ft 0.120</p>	<p>Description 90 Degree Awning Rail MF 24' 6063-T5</p>	
<p>Part Number S-15-63-00012</p> <p>Weight per Ft 0.390</p>	<p>Description Female Awning Hinge 27' MF 6063-T5</p>	
<p>Part Number S-15-63-00013</p> <p>Weight per Ft 0.270</p>	<p>Description Male Awning Hinge 27' MF 6063-T5</p>	
<p>Part Number S-15-63-00015</p> <p>Weight per Ft 0.280</p>	<p>Description 2" Bahama Blade 18' MF 6063-T5</p>	
<p>Part Number S-15-63-00016</p> <p>Weight per Ft 0.406</p>	<p>Description Louver Blade (#2) 20' MF 6063T6</p>	
<p>Part Number S-15-63-00017</p> <p>Weight per Ft 0.440</p>	<p>Description 2 x 0.750 x 0.125/0.093 AR Channel 24' MF 6063-T5</p>	

Walkway Cover Shapes

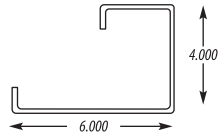
Part Number S-22-63-00018
Description 3 x 8 x 0.125 Gutter Fascia
Weight per Ft 2.587
 24' MF 6063T6



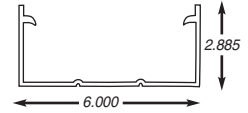
Part Number S-22-63-00008
Description 6 x 3 x 0.065 Walkway Cover Self-Mating Pan
Weight per Ft 1.030
 24' MF 6063-T6



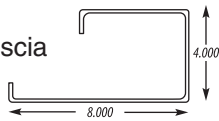
Part Number S-22-63-00001
Description 4 x 6 x 0.093 Gutter Fascia
Weight per Ft 1.790
 24' MF 6063-T6



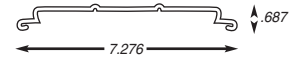
Part Number S-22-63-00009
Description 6 x 2.885 x 0.060 Walkway Cover Pan
Weight per Ft 0.950
 24' MF 6063-T6



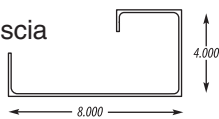
Part Number S-22-63-00002
Description 4 x 8 x 0.125 Gutter Fascia
Weight per Ft 2.730
 (4 x 8 x 4.813)
 24' MF 6063-T6



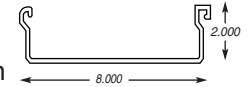
Part Number S-22-63-00010
Description 6.276 x 0.687 x 0.060 Walkway Pan Cap
Weight per Ft 0.650
 24' MF 6063-T6



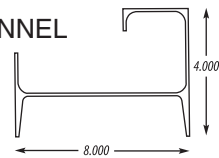
Part Number S-22-63-00003
Description 4 x 8 x 0.125 Gutter Fascia
Weight per Ft 2.620
 (4 x 8 x 3)
 24' MF 6063-T6



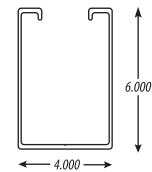
Part Number S-22-63-00011
Description 8 x 2 x 0.075 Walkway Cover Self-Mating Pan
Weight per Ft 1.200
 24' MF 6063-T6



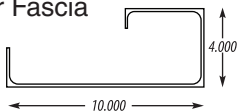
Part Number S-22-63-00004
Description 4 x 8 x 3 x 0.135 CHANNEL Gutter Fascia
Weight per Ft 4.250
 24' MF 6063-T6



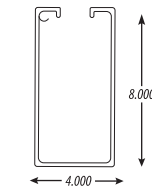
Part Number S-22-63-00012
Description 4 x 6 Gutter Beam
Weight per Ft 3.16
 24' MF 6063T6



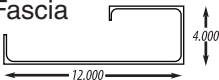
Part Number S-22-63-00005
Description 4 x 10 x 0.140 Gutter Fascia
Weight per Ft 3.580
 (4 x 10 x 4)
 24' MF 6063-T6



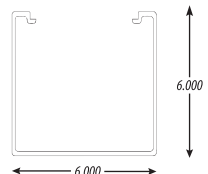
Part Number S-22-63-00016
Description 4 x 8 x .188 Gutter Beam
Weight per Ft 5.087
 25' MF 6063T6



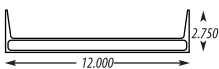
Part Number S-22-63-00006
Description 4 x 12 x 0.150 Gutter Fascia
Weight per Ft 4.140
 (4 x 12 x 5)
 24' MF 6063-T6



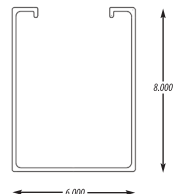
Part Number S-22-63-00017
Description 6 x 6 x .130/.190 Gutter Beam
Weight per Ft 3.726
 24' MF 6063T6



Part Number S-22-63-00007
Description 12" Fascia Channel
Weight per Ft 5.130
 24' MF 6063-T6



Part Number S-22-63-00015
Description 6 x 8 x .188 Gutter Beam
Weight per Ft 5.538
 25' MF 6063T6



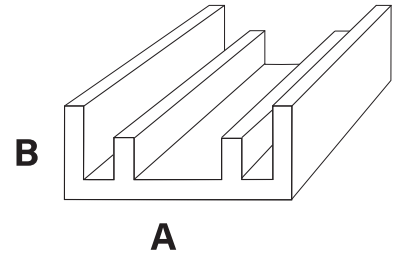
Dixie & Welded Caps



<p>Part Number S-16-63-00008</p> <p>Weight per Ft 0.660</p>	<p>Description 2.25 x 0.875 Dixie Cap 20' MF - AMD-1 Hollow</p>			
<p>Part Number S-16-63-00007</p> <p>Weight per Ft 0.420</p>	<p>Description 2.125 x 0.750 Dixie Cap 20' MF - AMD-4</p>		<p>Part Number S-16-63-00012</p> <p>Weight per Ft 1.090</p>	<p>Description 4 x 2 Welded Top Cap 24' MF AMW-4</p>
<p>Part Number S-16-63-00009</p> <p>Weight per Ft 0.530</p>	<p>Description 1.75 x 0.570 Dixie Cap 20' MF - AMD-2</p>		<p>Part Number S-16-63-00015</p> <p>Weight per Ft 1.000</p>	<p>Description 3 x 0.082 Welded Top Cap 24' MF 2-AMW-3t</p>
<p>Part Number S-16-63-00010</p> <p>Weight per Ft 1.180</p>	<p>Description 2.25 x 0.875 Dixie Cap 20' MF 6063 -T4 - AMD-3 - Solid</p>		<p>Part Number S-16-63-00016</p> <p>Weight per Ft 0.440</p>	<p>Description 2 x 1 x 0.062 Welded Top Cap 20' MF AMW-10</p>
<p>Part Number S-16-63-00013</p> <p>Weight per Ft 0.653</p>	<p>Description 2-5/8 x 1-1/2 x 0.075 Oval Top Cap 24' MF - 2-AMW 13</p>		<p>Part Number S-16-63-00014</p> <p>Weight per Ft 0.570</p>	<p>Description 2-5/8 x 1-1/2 Welded Rail Cap 25'10" MF AMW-11</p>
<p>Part Number S-16-63-00018</p> <p>Weight per Ft 1.180</p>	<p>Description 2-5/8 x 1-1/2 x 0.075 Oval Top Cap 25'10"</p>		<p>Part Number S-16-63-00019</p> <p>Weight per Ft 0.668</p>	<p>Description 2.63 x 1 Welded Top Cap 20' AMW-12 25'10"</p>
<p>Part Number S-16-63-00020</p> <p>Weight per Ft 0.340</p>	<p>Description 2.405 x 0.0842 x 0.060 Inner Sleeve 24' MF 6063-T6 mates w/AMW-1</p>		<p>Part Number S-16-63-00017</p> <p>Weight per Ft 0.560</p>	<p>Description 2.63 x 1 Welded Top Cap 20' AMW-12 25'10"</p>
<p>Part Number S-16-63-00011</p> <p>Weight per Ft 0.640</p>	<p>Description 3.00 x 1.264 x 0.072 Welded Top Cap 24' MF AMS-2</p>		<p>Part Number S-16-63-00022</p> <p>Weight per Ft 0.349</p>	<p>Description 2.061 x 1.285 x 0.090 Inner Sleeve 24'</p>
<p>Part Number S-16-63-00021</p> <p>Weight per Ft 0.780</p>	<p>Description 2.187 x 1.301 x 0.082 Outside Sleeve 24' MF 6063-T6 mates w/AMW-1</p>		<p>Part Number S-16-63-00031</p> <p>Weight per Ft 0.562</p>	<p>Description 2.252 x 1.280 Outside Sleeve 12'</p>

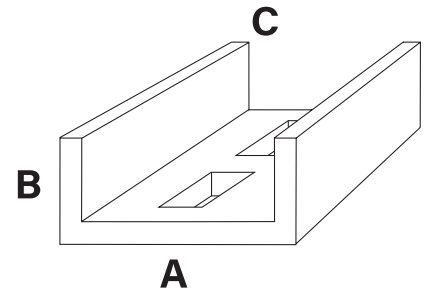
Railing Channel (with Welding Legs) 6063-T5

Part Number	Description A x B	Weight per Ft	Length
S-16-63-00032	1-1/2 x 1 x 0.093/0.056	0.330	25'
Mill Order	1-1/2 Channel Cover Plate 0.169	0.169	12'
Mill Order	1-3/4 x 3/4 0.093/0.062(receives .750 picket)	0.330	24'
Mill Order	2-3/4 x 0.125/0.093 (with Welding Legs)	0.440	23'10"
S-16-63-00033	2 x 1 x 0.090/0.055 - Accepts 3/4"	0.400	25'
S-16-63-00034	2 x 1 x 0.090/0.056 - Accepts 1"	0.400	25'
Mill Order	1-3/4 Channel Cover Plate		
S-16-63-00023	2" Snap Cover	0.180	16'



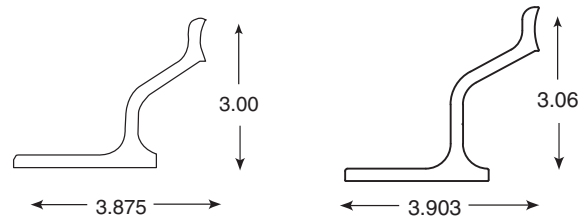
Pre-Punched Channels 3.75" Edge to Edge 24' MF 6063-T5

Part Number	Description A x B	Weight per Ft	Opening
S-16-63-00002	2 x 1 x 0.093	0.420	3/4" SQ Open
S-16-63-00003	2 x 1 x 0.093	0.420	1" SQ Opening
S-16-63-00004	2 x 1 x 0.125 (3.75ETE)	0.560	3/4" Open
S-16-63-00005	2 x 1 x 0.125	0.560	1" Sq Open



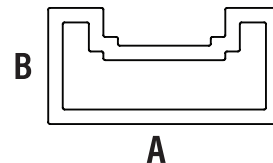
Rail Mount 16' MF 6063-T5

Part Number	Description A x B	Weight per Ft
S-16-63-00024	3.875 x 3 x 0.250	2.040
S-16-63-00041	3.903 x 3.06 x 0.250	2.237



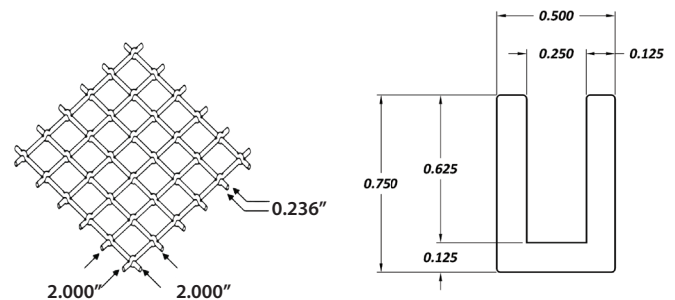
Mid Rail 24' 6063

Part Number	Description A x B	Weight per Ft
S-28-63-00016	2 x 1 Mid Rail Tube	0.900



Woven Wire Mesh

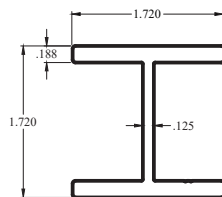
Part Number	Description A x B	Weight per Ft
S-18-50-00001	0.236 x 48 x 96 Woven Wire Mesh 1350H16	
S-18-50-00002	0.236 x 48 x 120 Woven Wire Mesh 1350H16	
S-02-63-00200	1/2 x 3/4 x 1/8	0.262



Railing Stiffener 12' 6061T6

Part Number	Weight per Ft
S-16-61-00035	0.956

Description A x B
1.72 x 1.72 x .18875 Stiffener (for 2" Post)



Hardrock

Part Number	Description A x B
S-16-00-00006	Hard-Rok - Anchoring Cement 50 Lb. Pail

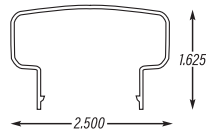


Mechanical Railings



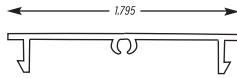
HR-1 Top Cap 20'

Part Number	Description	Weight per Ft
S-17-63-00011	White(24")	0.470
S-17-63-00010	White	0.470
S-17-63-00030	Bronze	0.470
S-17-63-00048	Black	0.470



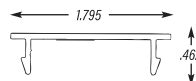
HR-2 Post Snap Plate

Part Number	Description	Weight per Ft
S-17-63-00001	19'6" White	0.230
S-17-63-00002	21'1" White	0.230
S-17-63-00003	23' White	0.230
S-17-63-00022	21'1" Bronze	0.230
S-17-63-00023	23' Bronze 6063T5	0.230
S-17-63-00024	23" Bronze 6063T5	0.230
S-17-63-00041	21'1" Black	0.230
S-17-63-00042	23' Black	0.230



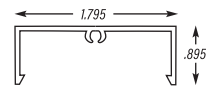
HR-2A

Part Number	Description	Weight per Ft
S-17-63-00220	20' White	0.204
S-17-63-00221	20' Bronze	0.204



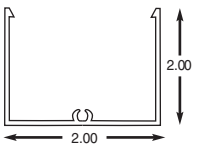
HR-3 Bottom Channel

Part Number	Description	Weight per Ft
S-17-63-00014	19'6" White	0.350
S-17-63-00015	23' White 6063T5	0.350
S-17-63-00033	19'6" Bronze	0.350
S-17-63-00034	23' Bronze 6063T5	0.350
S-17-63-00051	19'6" Black	0.350
S-17-63-00055	23' Black 6063T5	0.350



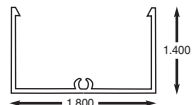
HR-4 (2x2) Snap Post

Part Number	Description	Weight per Ft
S-17-63-00005	19'6" White	0.580
S-17-63-00006	21'1" White	0.580
S-17-63-00007	23' White	0.580
S-17-63-00025	21'1" Bronze	0.580
S-17-63-00026	23' Bronze	0.580
S-17-63-00044	21'1" Black	0.580
S-17-63-00043	19'6" Black	0.580
S-17-63-00045	23' Black	0.580



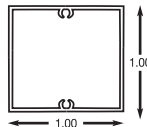
HR-4A Snap Post

Part Number	Description	Weight per Ft
S-17-63-00008	21'1" White	0.350
S-17-63-00028	21'1" Bronze	0.350
S-17-63-00027	19'6" Bronze	0.350
S-17-63-00046	21'1" Black	0.350



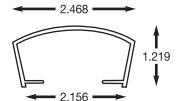
HR-5 1x0.035 Picket

Part Number	Description	Weight per Ft
S-17-63-00021	39" White (Cut Toler.:+/- 1/16")	0.200
S-17-63-00040	39" Bronze (Cut Toler.:+/- 1/16")	0.200
S-17-63-00019	19'10" White	0.200
S-17-63-00038	19'10" Bronze	0.200
S-17-63-00020	23' White	0.200
S-17-63-00039	23' Bronze	0.200
S-17-63-00054	23' Black	0.200
S-28-63-00532	23' Mill Finish	0.200



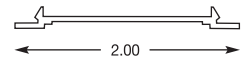
HR-10 Top Cap 20'

Part Number	Description	Weight per Ft
S-17-63-00009	White	0.32
S-17-63-00029	Bronze	0.32
S-17-63-00047	Black	0.32



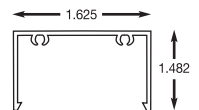
HR-11A Top Snap Plate 20'

Part Number	Description	Weight per Ft
S-17-63-00012	20'White	0.20
S-17-63-00031	20'Bronze	0.20
S-17-63-00049	20'Black	0.20



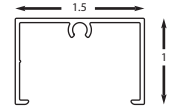
HR-12 Bottom Snap Channel 19'6"

Part Number	Description	Weight per Ft
S-17-63-00013	White	0.28
S-17-63-00032	Bronze	0.28
S-17-63-00050	Black	0.28



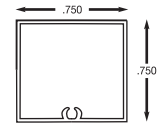
HR-12B Bottom Channel 20'

Part Number	Description	Weight per Ft
S-28-05-00534	1.5 x 1 White	0.262
S-28-05-00535	1.5 x 1 Bronze	0.262



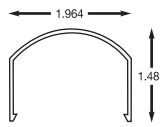
HR-13 3/4x0.038 19'1"

Part Number	Description	Weight per Ft
S-17-63-00016	White	0.16
S-17-63-00035	Bronze	0.16
S-17-63-00052	Black	0.16



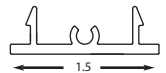
HR-14 Top Cap 20'

Part Number	Description	Weight per Ft
S-17-63-00018	White	0.41
S-17-63-00037	Bronze	0.41
S-17-63-00053	Black	0.41



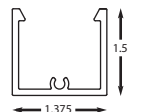
HR-15 Post Snap Plate 23'

Part Number	Description	Weight per Ft
S-28-05-00532	1.5 White	0.27
S-28-05-00533	1.5 Bronze	0.27



HR-16 Snap Post 23'

Part Number	Description	Weight per Ft
S-28-05-00530	1.5 x 1.375 White	0.544
S-28-05-00531	1.5 x 1.375 Bronze	0.544



Accessories

Part Number	Description
S-35-00-00005	HR-1 Wall Mount Casting White
S-35-00-00006	HR-1 Wall Mount Casting Bronze
S-35-00-00018	HR-1 End Cap White
S-35-00-00032	HR-1 End Cap Bronze
S-35-00-00010	HR-3 Wall Mount Bracket Bronze
S-35-00-00011	HR-3 Wall Mount Bracket White
S-25-00-00005	HR-4 2x2 Floor Mount White
S-35-00-00014	HR-4 2x2 Floor Mount Bronze
S-35-63-00021	HR-4A 1.8x1.4 Floor Mount White

Part Number	Description
S-35-63-00022	HR-4A 1.8x1.4 Floor Mount Bronze
S-35-00-00012	HR-10 Wall Mount Casting White
S-35-00-00007	HR-14 Wall Mount Casting White
S-35-00-00008	HR-14 Wall Mount Casting Bronze
S-35-00-00009	HR-14 Wall Mount Casting MF
S-35-00-00015	HR-14 End Cap White
S-35-00-00013	HR-14 End Cap Bronze
S-35-00-00016	3" Post Cap Casting White
S-35-00-00017	3" Post Cap Casting Bronze

Fence/Gate Shapes

Enhance your property's security and curb appeal with our premium selection of fence and gate shapes. Choose the perfect shape to reflect your style and protect what matters most.



H Post Stiffener

Part Number	Description A x B	Weight per Ft
S-16-63-00039	5 x 5 x 0.075 (8')	1.320
S-16-63-00040	5 x 5 x 0.075 (9')	1.320
S-28-63-00524	5 x 5 x 0.075 (24')	1.320
S-16-63-00036	5 x 5 x 0.090 (8')	1.640
S-16-63-00037	5 x 5 x 0.090 (9')	1.640


Part Number	Description
S-16-63-00026	0.938 x 3.5 Tongue & Groove Starter 24' MF 6063T6



Part Number	Description
S-16-63-00027	0.938 x 3.5 Tongue & Groove Slat 24' MF 6063T6



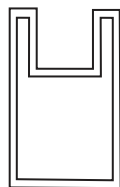
Part Number	Description
S-16-63-00030	4.665x.075 Fence L-Bracket 8' MF 6063T6




Part Number	Description
S-16-63-00028	0.938 x 6 Tongue & Groove Slat 24' MF 6063T6



Part Number	Description
S-16-63-00025	2 x 3 Rectangular Post Frame 24' MF 6063T6



Part Number	Description
S-16-63-00029	1x4 Tongue & Groove Slat 21' MF 6063T6

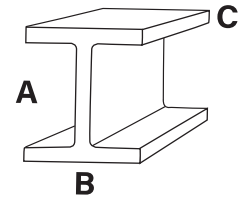


Part Number	Description
S-16-63-00042	2 x 6 Rectangular Post Frame 24' MF 6063T6



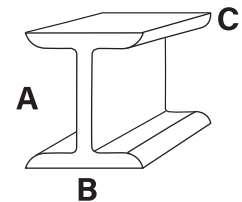
I-Beams - 6061-T6 B 25' Length Structural Aluminum Association

Part Number	Description A x B x C	Length	Weight per Ft
Mill Order	3 x 2.5 x 0.20	25'	1.637
Mill Order	3 x 2.5 x 0.26	25'	2.030
Mill Order	4 x 3 x 0.23	25'	2.331
Mill Order	4 x 3 x 0.29	25'	2.793
Mill Order	5 x 3.5 x 0.32	25'	3.700
S-21-61-00013	6 x 4.0 x 0.290	25'	4.112
S-21-61-00003	6 x 4 x 0.210/0.350	11'	4.700
Mill Order	6 x 4 x 0.35	25'	4.700
Mill Order	7 x 4.5 x 0.38	25'	5.800
S-21-61-00004	8 x 5 x 0.230/0.350	12'6"	6.181
Mill Order	8 x 5 x 0.35	25'	6.181
S-21-61-00005	8 x 5 x 0.250/0.410	12'6"	7.023
S-21-61-00014	8 x 5 x 0.410/0.250	25'	7.166
Mill Order	9 x 5.5 x 0.44	25'	8.360
S-21-61-00006	10 x 6 x 0.250/0.410	14'	8.646
S-21-61-00015	10 x 6 x 0.250/0.410	25'	8.646
S-21-61-00007	10 x 6 x 0.290/0.500	16'	10.286
Mill Order	10 x 6 x 0.50	25'	10.286
S-21-61-00016	12 x 7 x 0.290/0.470	16'	11.671
Mill Order	12 x 7 x 0.47	25'	11.672
Mill Order	12 x 7 x 0.62	25'	14.292



I-Beams - 6061-T6 B 25' Length Structural American Standard

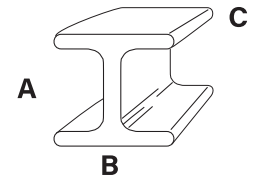
Part Number	Description A x B x C	Length	Weight per Ft
Mill Order	3 x 2.330 x 0.170	25'	1.944
Mill Order	3 x 2.509 x 0.349	25'	2.670
Mill Order	4 x 2.660 x 0.190	25'	2.642
Mill Order	4 x 2.796 x 0.326	25'	3.373
Mill Order	5 x 3.000 x 0.210	25'	3.508
Mill Order	5 x 3.284 x 0.494	25'	5.250
Mill Order	6 x 3.330 x 0.230	25'	4.421
Mill Order	6 x 3.443 x 0.343	25'	5.220
Mill Order	6 x 3.565 x 0.465	25'	6.072
Mill Order	7 x 3.755 x 0.345	25'	6.230
Mill Order	8 x 4.000 x 0.270	25'	6.510
Mill Order	8 x 4.171 x 0.441	25'	8.124
Mill Order	10 x 4.660 x 0.310	25'	8.981
Mill Order	10 x 4.944 x 0.594	25'	12.450
Mill Order	12 x 5.000 x 0.350	25'	11.220
Mill Order	12 x 5.355 x 0.565	25'	15.874



HVAC I-Beam

Part Number	Description A x B x C	Length	Weight per Ft
S-21-61-00009	3 x 1.375 x 2.500	18'	0.996
S-21-61-00010	3 x 1.375 x 2.500	16'	0.996
S-21-61-00011	3 x 1.375 x 2.500	30'	0.996

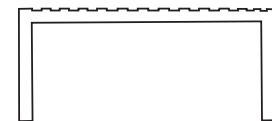
Aluminum Boat Trailer I-Beams 6061-T6 B



Part Number	Description A x B	Length	Weight per Ft
S-20-61-00001	3 x 2-1/2 x 260/150	20'	2.040
S-20-61-00002	3 x 2-1/2 x 260/150	25'	2.040
S-20-61-00003	4-1/2 x 3 x 175/260	16'	2.710
Mill Order	4-1/2 x 3 x 175/260	17'	2.710
S-20-61-00005	4-1/2 x 3 x 175/260	18'	2.710
S-20-61-00007	4-1/2 x 3 x 175/260	18'6"	2.710
S-20-61-00008	4-1/2 x 3 x 175/260	20'	2.710
S-20-61-00011	4-1/2 x 3 x 175/260	22'	2.710
S-20-61-00009	4-1/2 x 3 x 175/260	30'	2.710
S-20-61-00013	5-1/2 x 3-1/2 x 195/290	18'	3.522
S-20-61-00014	5-1/2 x 3-1/2 x 195/290	19'	3.522
S-20-61-00015	5-1/2 x 3-1/2 x 195/290	20'	3.522
S-20-61-00016	5-1/2 x 3-1/2 x 195/290	21'	3.520
S-20-61-00017	5-1/2 x 3-1/2 x 290/195	22'	3.520
S-20-61-00018	5-1/2 x 3-1/2 x 195/290	23'	3.520
S-20-61-00019	5-1/2 x 3-1/2 x 195/290	25'	3.520
S-20-61-00020	6-1/2 x 4 x 220/310	23'	4.560
S-20-61-00021	6-1/2 x 4 x 220/310	25'	4.560
S-20-61-00022	6-1/2 x 4 x 220/310	27'	4.560
S-20-61-00023	6-1/2 x 4 x 220/310	28'	4.560
S-20-61-00024	6-1/2 x 4 x 220/320	30'	4.560
S-20-61-00031	7-1/2 x 4-3/8 x 230/350	25'	5.580
S-20-61-00025	7-1/2 x 4-3/8 x 230/350	27'	5.580
S-20-61-00026	7-1/2 x 4-3/8 x 230/350	28'	5.580
S-20-61-00027	7-1/2 x 4-3/8 x 230/350	30'	5.580
S-20-61-00028	7-1/2 x 4-3/8 x 230/350	32'	5.580
S-20-61-00029	7-1/2 x 4-3/8 x 230/350	35'	5.580
S-20-61-00030	7-1/2 x 4-3/8 x 230/350	38'	5.580
S-20-61-00040	8 x 5 x 0.410/0.300	30'	7.080
S-20-61-00032	8 x 5 x 0.410/0.300	35'	7.080
S-20-61-00033	8 x 5 x 0.410/0.300	40'	7.080

Knurled Step Pad 6061-T6

Part Number	Description	Weight per Ft
S-20-61-00037	4 x 2 Knurled Step Pad 12' MF 6061T6	1.586



Cross Member 6061-T6

Part Number	Description	Weight per Ft
S-20-63-00034	3 x 3/16 Bent 72" Miter Cut & Holes MF 6063T6	2.647
S-20-63-00035	3 x 1/4 Bent 72" Miter Cut & Holes MF 6063T6	3.393
S-20-63-00036	3 x 1/4 Bent 80" Miter Cut & Holes MF 6063T6	3.393

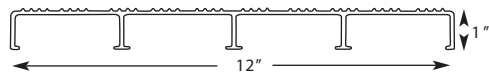


Dock Shapes



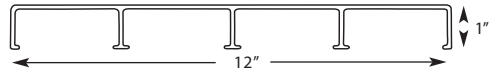
S-23-05-00005 12" Knurled Deck Flooring MF 24'1" 6005A-T6

Weight per Ft
2.11



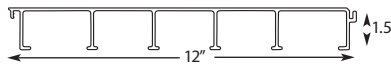
S-23-05-00006 12" Deck Flooring No Knurling 24'1" MF 6105T5

Weight per Ft
2.11



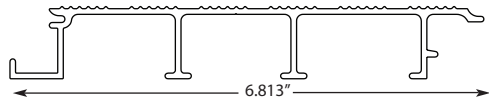
S-23-63-00007 12" x 1-1/2" SelfMating Deck MF 6063T6 24'1" (No Knurl)

Weight per Ft
2.847



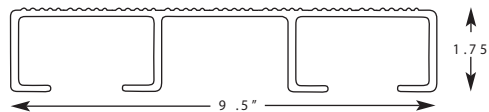
S-23-05-00019 Interlocking Deck Panel 24'1" 6005A MF

Weight per Ft
1.759



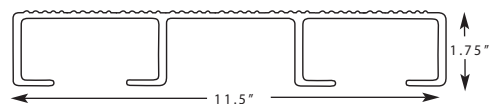
S-30-63-00002 9.5" Bleacher Plank 21' MF 6063T6

Weight per Ft
1.912



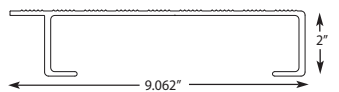
S-30-63-00004 11.5" x 1.75 Bleacher Plank MF 6063T6 (20')
S-30-63-00005 11.5" x 1.75 Bleacher Plank 24' MF 6063T6

Weight per Ft
2.13



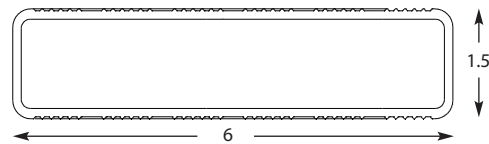
S-23-61-00030 9" Side Beam w/lip 20' MF 6061T6
S-23-61-00019 9" Side Beam w/lip 28' MF 6061T6
S-23-61-00013 9" Side Beam w/lip 32' MF 6061T6

Weight per Ft
2.678



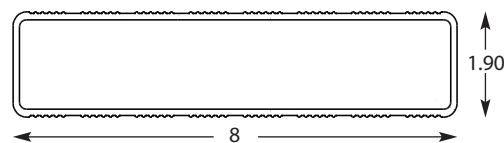
S-23-61-00015 6 x 1-1/2 Rect Tube w/ Serration 32' MF 6061T6

Weight per Ft
2.02



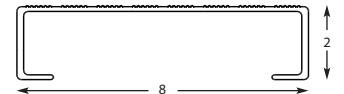
S-23-61-00016 8 x 1.90 Rect Tube w/ Serrations 32' MF 6061T6

Weight per Ft
2.72



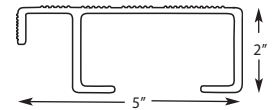
S-23-61-00018 8 x 2 Dock Support Beam MF 6061T6 (20')
S-23-61-00019 8 x 2 Dock Support Beam MF 6061T6 (25')
S-23-61-00020 8 x 2 Dock Support Beam MF 6061T6 (28')
S-23-61-00014 8 x 2 Dock Support Beam MF 6061T6 (32')

Weight per Ft
2.34



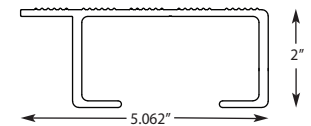
S-23-61-00010 5" Side Beam w/Lip MF 20' 6061T6
S-23-61-00011 5" Side Beam w/Lip MF 28' 6061T6

Weight per Ft
2.19



S-23-61-00004 5.062" Side Beam w/o Lip MF 28' 6061T6

Weight per Ft
1.984



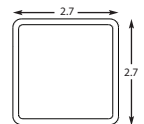
S-23-61-00012 Dock Connector MF 12' 6061T6

Weight per Ft
2.50



S-09-61-00066 2.7" Square Tube

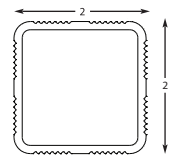
Weight per Ft
2.19



S-23-05-00001 2 x 0.125 Serrated Square Tube 30' MF 6005T6

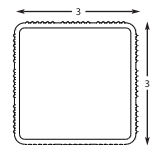
S-23-05-00003 2 x 0.125 Serrated Square Tube 32' MF 6005AT61

Weight per Ft
0.99



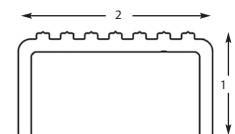
S-23-05-00002 3 x 0.125 Serrated Square Tube 20' MF 6005T6

Weight per Ft
1.79



S-02-58-00014 2 x 1 Ladder Rung 6005T5 20'

Weight per Ft
0.592



Patio Furniture

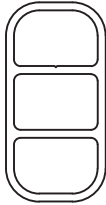
Premium Materials for Manufacturers

American Metals supplies high-quality aluminum components trusted by leading patio furniture makers. Our materials offer superior corrosion resistance, strength, and finish compatibility—ideal for creating long-lasting, weather-resistant outdoor furniture.



Part Number
S-28-63-00663
Weight per Ft
0.376

Description
New Furn Arm -
1.50 x 0.750 x 0.060 24' MF 6063T52



Part Number
S-28-63-00667
Weight per Ft
0.466

Description
Large Triple Hollow 24' MF 6063T52



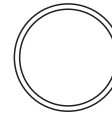
Part Number
S-28-63-00664
Weight per Ft
0.373

Description
1.75 x 0.500 x 0.065
Triple Mandrel 24' MF 6063T52



Part Number
S-29-63-00002
Weight per Ft
0.278

Description
1-1/4 x 0.063 Round Tube 24' MF 6063T52



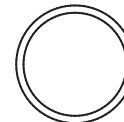
Part Number
S-28-63-00665
Weight per Ft
0.224

Description
1.51 x 0.505 x 0.100
Rim Stock 24' MF 6060T52



Part Number
S-11-60-00050
Weight per Ft
0.22

Description
1 x 0.062 Round Tube 24' MF 6060T6



Part Number
S-28-63-00666
Weight per Ft
0.49

Description
0.881 x 1.130 x 0.073
Sling Tube 24' MF 6063T52



Aluminum Sheet & Plate 3003H14 Alloy















Part Number	Description A x B	Weight per Ft
S-18-03-00001	0.025 x 48 x 120	0.360
S-18-03-00002	0.032 x 48 x 96	0.460
S-18-03-00003	0.032 x 48 x 120	0.460
S-18-03-00004	0.032 x 48 x 144	0.460
S-18-03-00005	0.040 x 48 x 96	0.570
S-18-03-00006	0.040 x 48 x 120	0.570
S-18-03-00007	0.050 x 48 x 96	0.710
S-18-03-00008	0.050 x 48 x 120	0.710
S-18-03-00009	0.050 x 60 x 120	0.713
S-18-52-00049	0.050 x 48 x 144	0.713
S-18-03-00010	0.063 x 48 x 96	0.900
S-18-03-00011	0.063 x 48 x 120	0.900
S-18-03-00012	0.063 x 48 x 144	0.900
S-18-03-00013	0.063 x 60 x 120	0.900
S-18-03-00014	0.063 x 60 x 144	0.900
S-18-03-00015	0.080 x 48 x 96	1.140
S-18-03-00016	0.080 x 48 x 120	1.140
S-18-03-00017	0.080 x 48 x 144	1.140
S-18-03-00018	0.080 x 60 x 120	1.140
S-18-03-00019	0.080 x 60 x 144	1.140
S-18-03-00020	0.080 x 60 x 96	1.140
S-18-03-00021	0.080 x 72 x 144	1.140
S-18-03-00022	0.090 x 48 x 96	1.280
S-18-03-00023	0.090 x 48 x 120	1.280
S-18-03-00027	0.090 x 48 x 144	1.280
S-18-03-00024	0.090 x 60 x 96	1.280
S-18-03-00025	0.090 x 60 x 120	1.280
S-18-03-00026	0.090 x 60 x 144	1.280
S-18-03-00028	0.090 x 72 x 144	1.280
S-18-03-00029	0.125 x 48 x 96	1.780
S-18-03-00030	0.125 x 48 x 120	1.780
S-18-03-00031	0.125 x 48 x 144	1.780
S-18-03-00032	0.125 x 60 x 120	1.820
S-18-03-00033	0.125 x 60 x 144	1.780
S-18-03-00035	0.125 x 72 x 120	1.780
S-18-03-00034	0.125 x 72 x 144	1.780
S-18-03-00036	0.190 x 48 x 96	2.740
S-18-03-00037	0.190 x 48 x 120	2.740
S-18-03-00039	0.190 x 60 x 120	2.738
S-18-03-00038	0.190 x 60 x 144	2.709
S-18-03-00041	0.250 x 48 x 96	3.600
S-18-03-00040	0.250 x 48 x 120	3.600
S-18-03-00042	0.250 x 48 x 144	3.600
S-18-03-00043	0.250 x 60 x 120	3.600
S-18-52-00086	0.250 x 60 x 144	3.600
S-18-52-00109	0.040 x 48 x 96	0.560
S-18-52-00044	0.040 x 48 x 96	0.560
S-18-52-00045	0.040 x 48 x 120	0.560

Aluminum Sheet & Plate 5052 H32 Alloy















Part Number	Description A x B	Weight per Ft
S-18-52-00046	0.040 x 48 x 144	0.560
S-18-52-00047	0.050 x 48 x 96	0.700
S-18-52-00100	0.050 x 48 x 96	0.700
S-18-52-00048	0.050 x 48 x 120	0.700
S-18-52-00049	0.050 x 48 x 144	0.700
S-18-52-00050	0.063 x 48 x 96	0.880
S-18-52-00051	0.063 x 48 x 120	0.880
S-18-52-00052	0.063 x 48 x 144	0.880
S-18-52-00108	0.063 x 60 x 96	0.88
S-18-52-00053	0.063 x 60 x 120	0.880
S-18-52-00054	0.063 x 60 x 144	0.900
S-18-52-00055	0.080 x 48 x 96	1.120
S-18-52-00056	0.080 x 48 x 120	1.120
S-18-52-00057	0.080 x 48 x 144	1.120
S-18-52-00058	0.080 x 72 x 144	1.120
S-18-52-00059	0.080 x 60 x 120	1.120
S-18-52-00060	0.080 x 60 x 144	1.120
S-18-52-00062	0.090 x 48 x 96	1.260
S-18-52-00061	0.090 x 48 x 120	1.260
S-18-52-00063	0.090 x 48 x 144	1.260
S-18-52-00065	0.090 x 60 x 120	1.260
S-18-52-00066	0.090 x 60 x 144	1.260
S-18-52-00068	0.090 x 72 x 144	1.260
S-18-52-00067	0.100 x 48 x 120	1.400
S-18-52-00069	0.125 x 48 x 96	1.750
S-18-52-00070	0.125 x 48 x 120	1.750
S-18-52-00071	0.125 x 48 x 144	1.750
S-18-52-00072	0.125 x 60 x 96	1.750
S-18-52-00073	0.125 x 60 x 120	1.750
S-18-52-00074	0.125 x 60 x 144	1.760
S-18-52-00094	0.125 x 72 x 120	1.750
S-18-52-00075	0.125 x 72 x 144	1.750
S-18-52-00076	0.190 x 48 x 96	2.660
S-18-52-00077	0.190 x 48 x 120	2.660
S-18-52-00078	0.190 x 48 x 144	2.660
S-18-52-00079	0.190 x 60 x 120	2.650
S-18-52-00080	0.190 x 60 x 144	2.650
S-18-52-00081	0.190 x 72 x 144	2.650
S-18-52-00082	0.250 x 48 x 96	3.490
S-18-52-00083	0.250 x 48 x 120	3.490
S-18-52-00084	0.250 x 48 x 144	3.510
S-18-52-00085	0.250 x 60 x 120	3.510
S-18-52-00086	0.250 x 60 x 144	3.510
S-18-52-00087	0.250 x 72 x 144	3.390
S-18-52-00088	0.375 x 48 x 96	5.400
S-18-52-00089	0.375 x 48 x 144	5.400
S-18-52-00092	0.500 x 48 x 96	7.040
S-18-52-00093	0.500 x 48 x 144	7.040
S-18-52-00090	0.500 x 60 x 144	7.040



Painted Aluminum


Part Number	Description	Weight per Sq Ft	Available Colors	
				
S-32-05-00011	0.032 x 48 x 96 Pnt Sheet White/White	0.460		
S-32-05-00012	0.032 x 48 x 96 Pnt Sheet White/White w/PVC	0.461		
S-32-05-00013	0.032 x 48 x 120 Pnt Sheet White/White	0.460		
S-32-05-00014	0.032 x 48 x 120 Pnt Sht White/White w/PVC	0.461		
S-32-05-00015	0.032 x 48 x 120 Pnt Sheet Bronze/White	0.460		
S-32-05-00016	0.032 x 48 x 120 Pnt Sheet Royal Brown/White	0.460		
S-32-05-00078	0.032 x 48 x 120 Matte BLACK/Matte White PVC BLACK SIDE	0.463		
S-32-05-00017	0.032 x 48 x 144 Pnt Sheet White/White	0.460		
S-32-05-00018	0.032 x 48 x 144 Pnt Sheet Bronze/White	0.460		
S-32-05-00069	0.032 x 49 x 96 Pnt Sheet White/Wash	0.420		
S-32-05-00070	0.032 x 49 x 120 Pnt Sheet White/Wash	0.420		
S-32-05-00019	0.040 x 48 x 96 Pnt Sheet White/White	0.580		
S-32-05-00020	0.040 x 48 x 96 Pnt Sheet White/White W/Pvc	0.577		
S-32-05-00021	0.040 x 48 x 96 Pnt Sheet Bronze/White w/ PVC	0.580		
S-32-05-00030	0.040 x 48 x 120 Pnt Sheet Yellow/Yellow w/PVC	0.580		
S-32-05-00035	0.040 x 48 x 120 Pnt Sheet Chevron Blue/White W/Pvc	0.580		
S-32-05-00024	0.040 x 48 x 120 Pnt Sheet White/White	0.580		
S-32-05-00025	0.040 x 48 x 120 Pnt Sheet White/White W/Pvc	0.576		
S-32-05-00028	0.040 x 48 x 120 Pnt Sheet Bronze/White	0.580		
S-32-05-00066	0.040 x 48 x 120 Pnt Sheet Matte Black/Matte White PVC Black Si	0.570		
S-32-05-00032	0.040 x 48 x 120 Pnt Sheet Red/White W/Pvc	0.580		
A-32-05-00083	0.040 x 48 x 120 Ptd Sheet Pepsi Blue/White w/pvc	0.580		
S-32-05-00026	0.040 x 48 x 120 Gloss Black/ Gloss White	0.580		
S-32-05-00031	0.040 x 48 x 120 Pnt Sheet Gloss Black/Gloss Black PVC 2 Sides	0.580		
S-32-05-00668	0.040 x 48 x 120 Pnt Sheet Gloss Black/Gloss Black - NO PVC	0.580		
S-32-05-00033	0.040 x 48 x 120 Ptd Sheet Yellow/White W/Pvc	0.580		
S-32-05-00034	0.040 x 48 x 120 Pnt Sheet Orange/White W/Pvc	0.580		
S-32-05-00036	0.040 x 48 x 120 Ptd Sheet Ivy Green/White (PVC on Green)	0.580		
S-32-00-00079	0.040 x 48 x 120 Chevron Blue/Chevron Blue w/ PVC	0.580		
S-32-05-00022	0.040 x 48 x 120 Pnt Sheet Light Gray/Dark Gray W/PVC	0.576		
S-32-05-00035	0.040 x 48 x 120 Pnt Sheet Chevron Blue/White W/Pvc	0.576		

Painted Aluminum

Part Number	Description A x B	Weight per Sq Ft	Available Colors	
				
S-32-05-00061	0.040 x 48 x 120 Pnt Sheet Shell Gray/Light Gray W/PVC	0.576		
S-32-05-00072	0.040 x 48 x 120 Pntd Sheet SILVER Metallic/White	0.576		
S-32-05-00037	0.040 x 48 x 144 Pnt Sheet White/White	0.580		
S-32-05-00040	0.040 x 48 x 144 Pnt Sheet White/White W/Pvc	0.576		
S-32-05-00041	0.040 x 48 x 144 Pnt Sheet Bronze/White	0.580		
S-32-05-00042	0.040 x 49 x 96 Ptd Sheet White/White	0.570		
S-32-05-00043	0.040 x 49 x 120 Pnt Sheet White/White	0.570		
S-32-05-00038	0.040 x 49 x 144 Pnt Sheet White/White	0.580		
S-32-05-00062	0.040 x 60 x 120 White/White w/PVC	0.580		
S-32-05-00064	0.040 x 60 x 144 Pnt Sheet Wht/Wht w/PVC	0.576		
S-32-05-00046	0.050 x 48 x 96 Pnt Sheet White/White	0.720		
S-32-05-00047	0.050 x 48 x 96 Pnt Sheet White/White w/PVC	0.72		
S-32-05-00044	0.050 x 48 x 120 Pnt Sheet White/White	0.720		
S-32-05-00045	0.050 x 48 x 120 Pnt Sheet White/White w/PVC	0.72		
S-32-05-00048	0.050 x 48 x 120 Pnt Sheet Gloss Black/White w/PVC	0.720		
S-32-05-00051	0.063 x 48 x 144 Pnt Sheet White/White w/PVC	0.910		
S-32-05-00049	0.063 x 48 x 96 Pnt Sheet White/White W/Pvc	0.907		
S-32-05-00052	0.063 x 48 x 96 Pnt Sheet White/White	0.910		
S-32-05-00054	0.063 x 48 x 120 Pnt Sheet White/White W/ Pvc	0.907		
S-32-05-00068	0.063 x 48 x 120 Pnt Sheet White/White W/ Clear Pvc	0.91		
S-32-05-00053	0.063 x 48 x 120 Pnt Sheet White/White	0.910		
S-32-05-00055	0.063 x 48 x 120 Matte Black/White w/CLEAR PVC Both Sides	0.910		
S-32-05-00056	0.063 x 48 x 120 Pnt Sheet Gloss Black/Gloss White w/PVC	0.910		
S-32-05-00071	0.063 x 48 x 120 Pnt Sheet Bronze/White	0.910		
S-32-05-00065	0.063 x 60 x 120 Pnt Sheet White/White w/PVC	0.910		
S-32-05-00067	0.063 x 60 x 144 Pnt Sheet White/White w/PVC	0.907		
S-32-05-00057	0.080 x 48 x 96 Pnt Sheet White/White w/PVC	1.141		
S-32-05-00058	0.080 x 48 x 120 Pnt Sheet White/ White W/PVC	1.140		
S-32-05-00059	0.080 X 48 X 144 Pnt Sheet White/White W/Pvc	1.140		

3003H22 / 4017H22 Tread Brite

Part Number	Description A x B	Alloy/ Temper	Weight per Sq Ft
S-31-03-00001	0.025 x 48 x 96	3003H24	0.340
S-31-03-00002	0.025 x 48 x 120	3003H24	0.340
S-31-03-00003	0.063 x 48 x 96		1.070
S-31-17-00004	0.063 x 48 x 96	4017H22	1.070
S-31-03-00005	0.063 x 48 x 120		1.070
S-31-17-00006	0.063 x 48 x 120	4017H22	1.070
S-31-03-00007	0.063 x 48 x 144		1.070
S-31-17-00008	0.063 x 48 x 144	4017H22	1.070
S-31-03-00009	0.063 x 48 x 192		1.070
S-31-17-00010	0.063 x 48 x 192		1.070
S-31-03-00011	0.080 x 48 x 96		1.300
S-31-17-00012	0.080 x 48 x 96	4017H22	1.300
S-31-17-00013	0.080 x 48 x 144	4017H22	1.300
S-31-03-00013	0.080 x 48 x 144		1.300
S-31-03-00014	0.080 x 48 x 192		1.300
S-31-03-00015	0.100 x 48 x 96		1.600
S-31-17-00016	0.100 x 48 x 96		1.600
S-31-03-00017	0.100 x 48 x 144		1.600
S-31-17-00018	0.100 x 48 x 144	4017H22	1.600
S-31-03-00019	0.100 x 48 x 192		1.600
S-31-03-00022	0.125 x 48 x 96		2.000
S-31-03-00020	0.125 x 48 x 120		2.000
S-31-17-00021	0.125 x 48 x 120	4017H22	2.000
S-31-17-00023	0.125 x 48 x 96	4017H22	1.920
S-31-03-00024	0.125 x 48 x 144		2.000
S-31-17-00025	0.125 x 48 x 144		2.000
S-31-03-00026	0.125 x 48 x 192		2.000
S-31-17-00027	0.125 x 48 x 192	4017H22	2.000
S-31-03-00029	0.125 x 60 x 144		2.000
S-31-17-00030	0.125 x 60 x 144		2.000
S-31-03-00031	0.190 x 48 x 96		3.000
S-31-17-00032	0.190 x 48 x 96	4017H22	3.000
S-31-03-00033	0.190 x 48 x 120		3.000
S-31-17-00034	0.190 x 48 x 120	4017H22	3.000
S-31-03-00035	0.190 x 48 x 144		3.000
S-31-03-00037	0.190 x 48 x 192		3.000
S-31-03-00036	0.190 x 60 x 120		3.000
S-31-17-00036	0.190 x 60 x 144		3.000
S-31-03-00034	0.190 x 60 x 144		3.000
S-31-03-00038	0.250 x 48 x 96		3.910
S-31-17-00039	0.250 x 48 x 96	4017H22	3.906
S-31-03-00040	0.250 x 48 x 120		3.906
S-31-03-00041	0.250 x 48 x 192		3.910




6061 Tread Plate

Part Number	Description A x B x C	Weight per Sq Ft
Mill Order	0.125 x 48 x 192	1.953
S-31-61-00042	0.250 x 48 x 96	3.906
S-31-61-00043	0.250 x 48 x 192	3.906
S-31-61-00044	0.375 x 48 x 192	5.541




6061-T6 Plate

Part Number	Description A x B x C	Weight Per Sheet
Mill Order	0.090 x 48 x 144	62.00
S-18-61-00094	0.125 x 48 x 96	56.45
Mill Order	0.125 x 48 x 144	84.67
Mill Order	0.190 x 48 x 144	128.69
S-18-61-00095	0.250 x 48.5 x 96.5	112.89
S-18-61-00096	0.250 x 48.5 x 144.5	169.34
Mill Order	0.250 x 60.5 x 144.5	214.18
Mill Order	0.375 x 48.5 x 144.5	343.40
S-18-61-00099	0.500 x 48.5 x 144.5	257.55
Mill Order	0.750 x 48.5 x 144.5	515.11
Mill Order	1 x 48.5 x 144.5	708.00



5005 Flattened Expanded

Part Number	Description A x B	Weight per sq ft
S-18-03-00102	1/2 x 0.081 48 x 96 3003H14	0.380
S-18-03-00103	1/2 x 0.081 48 x 120 3003H14	0.380
S-18-03-00101	3/4" #9 0.125 x 48 x 96	0.620
S-18-03-00104	3/4" #9 0.125 x 48 x 120	0.620




Anodize 5005 w/PVC

Part Number	Description A x B x C	Weight per sq ft
S-33-05-00001	0.032 x 48 x 120 Clear	0.460
S-33-05-00002	0.032 x 48 x 144 Clear	0.460
S-33-05-00004	0.040 x 48 x 120 Clear	0.570
S-33-05-00005	0.040 x 48 x 120 Dark Bronze	0.570
S-33-05-00006	0.040 x 48 x 120 Black	0.570
S-33-05-00007	0.040 x 48 x 120 Extra Dark Bronze	0.030
S-33-05-00010	0.040 x 48 x 144 Clear	0.570
S-33-05-00012	0.040 x 48 x 144 Dark Bronze	0.570
S-33-05-00016	0.063 x 48 x 120 Clear	0.920
S-33-05-00017	0.063 x 48 x 144 Clear	0.920
S-33-05-00018	0.063 x 48 x 120 Dk Bronze	0.910
S-33-05-0001	0.063 x 48 x 144 Bronze	0.920


Check Out Our Online Listings For More Information.

INDUSTRIAL CATALOG (Available Online)


- Angle
- Awning / Architectural Shapes
- Channel
- Dock Shapes
- DOT Extrusions
- Fence Gate Shapes
- I-Beam/Boat Trailer
- Patio Furniture
- Pipe
- Rods/Bars
- Sheet/Plate/Treadbrite
- Sign Frames/Raceways
- Top Caps/Railings
- Tube
- Walkway Cover Shapes




ANGLE



AWNING / ARCHITECTURAL SHAPES




CHANNEL




DOCK SHAPES




DOT EXTRUSIONS



FENCE GATE SHAPES



I-BEAM/BOAT TRAILER




PATIO FURNITURE



PIPE



RODS/BARS




**SHEET/PLATE/
TREADBRITE**




SIGN FRAMES/RACEWAYS



TOP CAPS/RAILINGS




TUBE



WALKWAY COVER SHAPES

PATIO CATALOG (Available Online)

- Patio Extrusion
- Gutter Accessories
- Casting, Angles & Flat Bar
- Doors
- Door Hardware
- Elite Panels
- Screen
- Cable Ties, Caulk,
Paint & Roll Form
- Hardware
- Caps, Plates & Railings




PATIO EXTRUSION



GUTTER ACCESSORIES




**CASTING, ANGLES
& FLAT BAR**



DOORS



DOOR HARDWARE



ELITE PANELS



SCREEN



**CABLE TIES, CAULK,
PAINT & ROLL FORM**



HARDWARE



**CAPS, PLATES
& RAILINGS**

American Metals Supply, Inc. is a Wholesale Metals Distributor specializing in aluminum products. Main products include Aluminum Extrusions, Bars, Coil, Sheet and Plate, for a variety of applications including Industrial, Structural and Architectural products. The main Product Lines are: Industrial, Patio (Screen Enclosures) and custom extrusions. AMS handles standard and custom products and provides "just in time" services for both.



**AMERICAN METALS
SUPPLY, LLC**

Ph. (813) 242-8100 • Toll Free (866) 297-0500
Fax (813) 242-8110 • www.AmericanMetals.us