



AMERICAN METALS SUPPLY, LLC

CUSTOM ALUMINUM PRODUCTS DELIVERED ON TIME

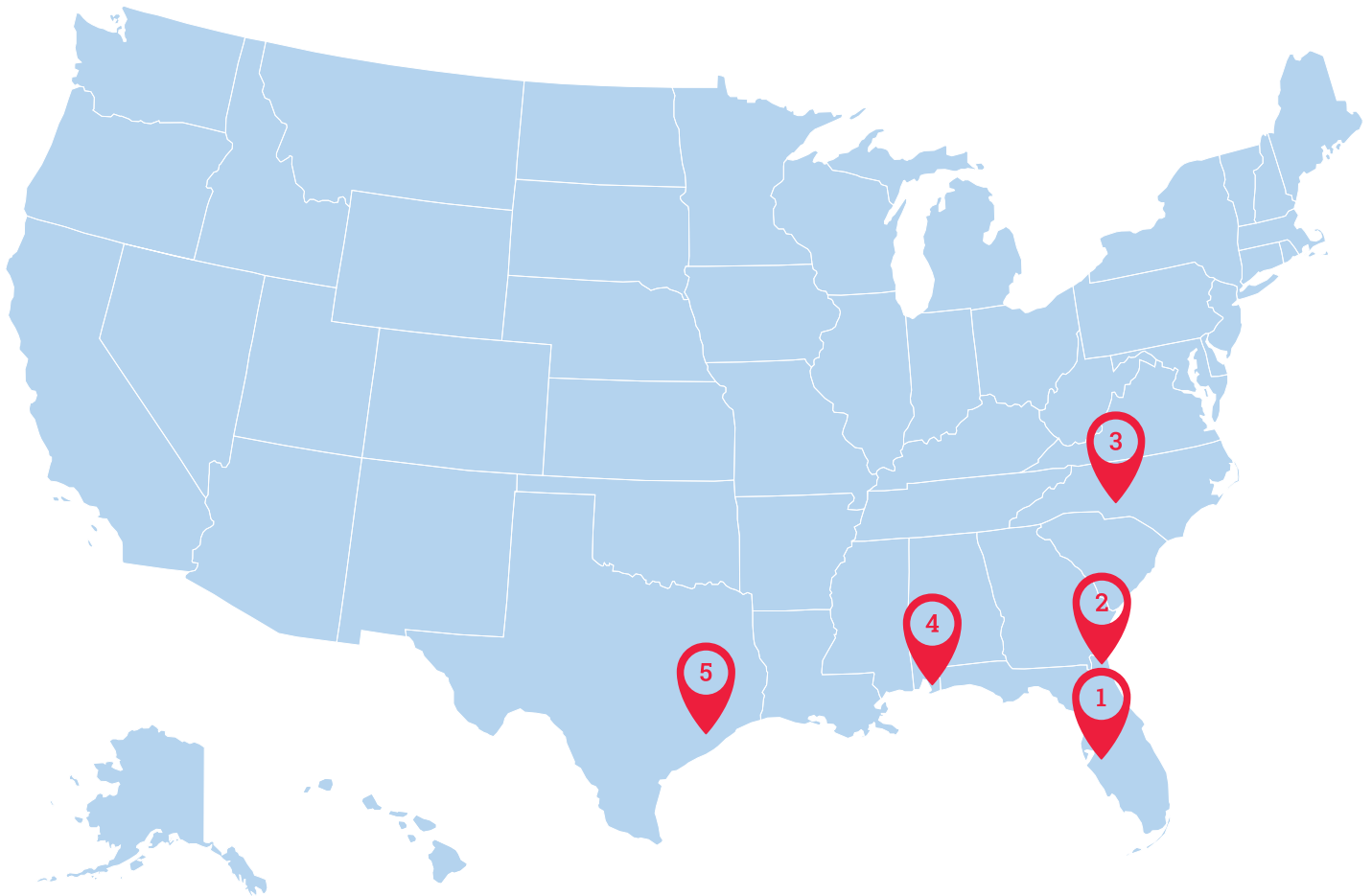
www.americanmetals.us

Ph. (813) 242-8100 Toll Free (866) 297-0500 Fax (813) 242-8110

TAMPA, FL • CHARLOTTE, NC • JACKSONVILLE, FL • LOXLEY, AL • TOMBALL, TX



PROUDLY SERVING THE SOUTHEAST SINCE 2001



10840 Crossroads Commerce Blvd. Tampa, FL - (866) 297-0500



2000 Lewis Industrial Dr. Jacksonville, FL - (888) 361-0662



1327-X Wood Branch Dr. Charlotte, NC - (855) 803-3535



15735 Logistics Dr. Loxley, AL - (251) 270-5066



9320 FM2920, Suite 500 Houston, TX - (346) 241-3310





To Our Valued Customers,

American Metals Supply, Inc. is a growing Metals Distributor based out of Tampa, FL, with branches also in Jacksonville, FL, Charlotte, NC, Loxley, AL, and Tomball, TX. We specialize in Aluminum Extrusions, both standard and custom, as well as Aluminum Sheet and light Plate. In addition we also stock Stainless Steel.

American Metals Supply, Inc. was formed by a highly experienced group with many years of exposure to the Florida Aluminum Market. We have developed systems and controls to ensure that your material requirements are met as agreed. We take pride in “doing what we say”

Our goal is to provide excellent service and quality at a fair price. We also strive to provide flexibility in order to meet our customers’ needs.

This catalog is a guide to the products currently stocked. **However, our inventory is continuously growing.** If you need a product not listed in our catalog, please call us for current availability.

Call and let us serve your needs! Allow us to show you how our many years of experience, quality, wide variety of inventory and excellent on-time delivery can service your needs.

We appreciate the opportunity to serve you. We will work hard today and continue our never ending quest for improvement so that we can continue to earn your business now, as well as in the future!

Thank you,

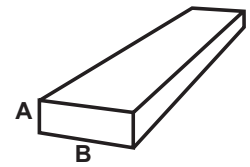
All Employees of American Metals Supply, Inc.



Table of Contents

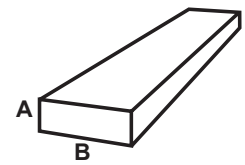
Flat Bars	1-2
Square/Round Bars	3
Architectural Zees & Tees	4
Architectural Angles	5
Structural Angles	6
Architectural Channels	7
Structural Channels	8
Pipes	9
Square Tubes	10
Rectangular Tubes	11
Round & Fluted Tubes	12
DOT Signage	13
Sign Frames & Raceways	14-15
Awning & Walkway Shapes	16-17
Dixie & Welded Caps	18-19
Mechanical Railing	20
Fence & Gate Shapes	21
I-Beams	22-23
Dock Shapes	24
Patio Furniture	25
Aluminum Sheets	26-27
Tread Brite	28
Plates	29

Flat Aluminum Bars 6061-T6511 12' Length



Part Number	Size (A x B)	Weight per Ft	Part Number	Size (A x B)	Weight per Ft
Mill Order	1/8 x 1/2	0.078	Mill Order	3/8 x 1-1/4	0.563
Mill Order	1/8 x 5/8	0.092	S-04-61-00065	3/8 x 1-1/2	0.680
Mill Order	1/8 x 3/4	0.113	S-04-61-00066	3/8 x 2	0.900
S-04-61-00038	1/8 x 1	0.150	S-04-61-00067	3/8 x 2-1/2	1.130
Mill Order	1/8 x 1-1/4	0.188	S-04-61-00068	3/8 x 3	1.350
S-04-61-00039	1/8 x 1-1/2	0.230	S-04-61-00069	3/8 x 4	1.800
S-04-61-00040	1/8 x 2	0.300	S-04-61-00070	3/8 x 5	2.250
Mill Order	3/16 x 1/2	0.113	S-04-61-00071	3/8 x 6	2.650
S-04-61-00041	3/16 x 1	0.230	S-04-61-00073	3/8 x 8	3.530
Mill Order	3/16 x 1-1/4	0.275	S-04-61-00074	3/8 x 10	4.500
Mill Order	3/16 x 1-1/2	0.338	S-04-61-00075	3/8 x 12	5.400
S-04-61-00042	3/16 x 2	0.450	S-04-61-00076	1/2 x 1	0.600
Mill Order	3/16 x 2-1/2	0.451	S-04-61-00077	1/2 x 1-1/2	0.900
S-04-61-00043	3/16 x 3	0.680	S-04-61-00078	1/2 x 2	1.200
S-04-61-00044	3/16 x 4	0.900	S-04-61-00079	1/2 x 2-1/2	1.500
S-04-61-00045	1/4 x 1/2	0.150	S-04-61-00080	1/2 x 3	1.800
S-04-61-00046	1/4 x 3/4	0.230	S-04-61-00081	1/2 x 3-1/2	2.100
S-04-61-00047	1/4 x 1	0.300	S-04-61-00082	1/2 x 4	2.400
S-04-61-00048	1/4 x 1-1/4	0.380	S-04-61-00083	1/2 x 5	3.000
S-04-61-00049	1/4 x 1-1/2	0.450	S-04-61-00084	1/2 x 6	3.600
S-04-61-00050	1/4 x 1-3/4	0.520	S-04-61-00100	1/2 x 7	4.199
S-04-61-00051	1/4 x 2	0.600	S-04-61-00086	1/2 x 8	4.704
S-04-61-00052	1/4 x 2-1/4	0.680	S-04-61-00085	1/2 x 10	6.000
S-04-61-00053	1/4 x 2-1/2	0.750	S-04-61-00087	1/2 x 12	7.200
S-04-61-00054	1/4 x 3	0.900	S-04-61-00098	5/8 x 2	1.500
S-04-61-00055	1/4 x 3-1/2	1.050	S-04-61-00003	5/8 x 5	3.675
S-04-61-00056	1/4 x 4	1.200	S-04-61-00088	5/8 x 6	4.500
S-04-61-00057	1/4 x 5	1.500	S-04-61-00094	3/4 x 1-1/2	1.350
S-04-61-00058	1/4 x 6	1.800	S-04-61-00089	3/4 x 2	1.800
S-04-61-00099	1/4 x 7	2.100	S-04-61-00090	3/4 x 3	2.700
S-04-61-00060	1/4 x 8	2.350	S-04-61-00091	3/4 x 6	5.400
S-04-61-00059	1/4 x 10	2.940	S-04-61-00092	3/4 x 12	10.800
S-04-61-00061	1/4 x 12	3.600	S-04-61-00093	1 x 2	2.400
S-04-61-00064	5/16 x 3	1.120	S-04-61-00096	1 x 3	3.600
Mill Order	3/8 x 1/2	0.220	S-04-61-00095	1 x 4	4.800
S-04-61-00062	3/8 x 3/4	0.340	S-04-61-00097	1-1/2 x 2-1/2	4.410
S-04-61-00063	3/8 x 1	0.450			

Flat Aluminum Bars 6063-T52 20' Length

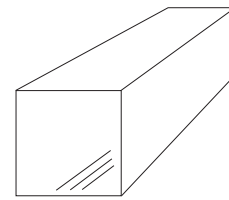


Part Number	Size (A x B)	Weight per Ft	Part Number	Size (A x B)	Weight per Ft
S-04-63-00101	1/8 x 1/2	0.080	S-04-63-00021	1/4 x 1-1/4	0.380
S-04-63-00001	1/8x1/2	0.078	S-04-63-00022	1/4 x 1-1/2	0.450
Mill Order	1/8 x 5/8	0.092	Mill Order	1/4 x 1-3/4	0.524
S-04-63-00002	1/8 x 3/4	0.110	S-04-63-00023	1/4 x 2	0.600
S-04-63-00003	1/8 x 1	0.150	Mill Order	1/4 x 2-1/2	0.734
Mill Order	1/8 x 1-1/4	0.188	S-04-63-00024	1/4 x 3	0.900
S-04-63-00005	1/8 x 1-1/2	0.230	S-04-63-00027	1/4 x 4	1.200
Mill Order	1/8 x 1-3/4	0.263	S-04-63-00025	1/4 x 6	1.800
S-04-63-00006	1/8 x 2	0.300	Mill Order	3/8 x 1/2	0.225
S-04-63-00007	1/8 x 3	0.450	Mill Order	3/8 x 5/8	0.275
S-04-63-00008	1/8 x 4	0.600	S-04-63-00031	3/8 x 3/4	0.340
S-04-63-00009	1/8 x 6	0.900	S-04-63-00028	3/8 x 1	0.450
S-04-63-00010	3/16 x 1/2	0.110	S-04-63-00030	3/8 x 1-1/4	0.560
S-04-63-00011	3/16 x 3/4	0.170	S-04-63-00029	3/8 x 1-1/2	0.680
S-04-63-00012	3/16 x 3/4	0.170	S-04-63-00032	3/8 x 2	0.900
S-04-63-00013	3/16 x 1(Radius)	0.230	S-04-63-00033	3/8 x 3	1.350
S-04-63-00014	3/16 x 1	0.220	S-04-63-00035	3/8 x 4	1.800
S-04-63-00015	3/16 x 1-1/4	0.280	S-04-63-00036	1/2 x 3/4	0.450
S-04-63-00016	3/16 x 1-1/2	0.340	S-04-63-00037	1/2 x 1	0.600
Mill Order	3/16 x 1-3/4	0.395	Mill Order	1/2 x 1-1/4	0.734
S-04-63-00017	3/16 x 2	0.450	S-04-63-00026	1/2 x 1-1/2	0.900
Mill Order	3/16 x 2-1/2	0.551	S-04-63-00034	1/2 x 2	1.200
Mill Order	3/16 x 3	0.677	Mill Order	1/2 x 2-1/2	1.500
Mill Order	3/16 x 4	0.902	Mill Order	1/2 x 3	1.800
S-04-63-00018	1/4 x 1/2	0.150	Mill Order	1/2 x 4	2.400
Mill Order	1/4 x 5/8	0.184	Mill Order	3/4 x 1-1/2	1.350
S-04-63-00019	1/4 x 3/4	0.230	Mill Order	3/4 x 2	1.800
S-04-63-00020	1/4 x 1	0.300	Mill Order	1 x 1-1/2	1.500



Square Aluminum Bar 6061-T6511 12' Length

Part Number	Size A	Weight per Ft	Part Number	Size A	Weight per Ft
Mill Order	3/8"	0.169	Mill Order	2"	4.699
S-05-61-00006	1/2"	0.300	Mill Order	2-1/4"	5.947
S-05-61-00007	5/8"	0.470	Mill Order	2-1/2"	7.343
S-05-61-00008	3/4"	0.670	Mill Order	3"	10.584
S-05-61-00009	1"	1.200	Mill Order	3"	10.573
Mill Order	1-1/14"	1.888	Mill Order	3-1/4"	12.409
S-05-61-00011	1-1/2"	2.670	Mill Order	3-1/2"	14.396
Mill Order	1-3/4"	3.598	Mill Order	4"	18.797



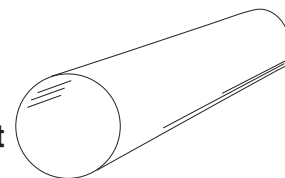
"A"

Square Aluminum Bar 6063-T52 20' Length

Part Number	Size A	Weight per Ft	Part Number	Size A	Weight per Ft
Mill Order	1/4"	0.073	S-05-63-00004	3/4"	0.670
S-05-63-00001	3/8"	0.169	Mill Order	1"	1.175
S-05-63-00002	1/2"	0.300	Mill Order	1-1/4"	1.875
S-05-63-00003	5/8"	0.470	Mill Order	1-1/2"	2.745

Round Aluminum Bar 6061-T6511 12' Length

Part Number	Size A	Weight per Ft	Part Number	Size A	Weight per Ft
Mill Order	1/8"	0.015	S-03-61-00016	2"	3.770
Mill Order	3/16"	0.032	A-03-61-00017	2-1/8"	4.166
Mill Order	7/32"	0.044	A-03-61-00018	2-1/4"	4.771
Mill Order	1/4"	0.059	A-03-61-00019	2-1/2"	5.733
Mill Order	5/16"	0.090	Mill Order	2-5/8"	6.538
Mill Order	3/8"	0.133	S-03-61-00020	2-3/4"	7.130
Mill Order	7/16"	0.178	S-03-61-00021	3"	8.480
S-03-61-00007	1/2"	0.240	Mill Order	3-1/4"	9.746
Mill Order	9/16"	0.292	Mill Order	3-1/2"	11.303
S-03-61-00008	5/8"	0.360	Mill Order	3-5/8"	12.140
S-03-61-00009	3/4"	0.530	Mill Order	3-3/4"	12.975
S-03-61-00010	7/8"	0.720	Mill Order	4"	14.763
S-03-61-00011	1"	0.940	Mill Order	4-1/4"	16.765
Mill Order	1-1/8"	1.169	Mill Order	4-1/2"	18.694
S-03-61-00013	1-1/4"	1.470	Mill Order	5"	23.067
Mill Order	1-5/16"	1.690	Mill Order	5-1/2"	27.998
Mill Order	1-3/8"	1.745	Mill Order	6"	33.219
Mill Order	1-7/16"	1.925	Mill Order	6-1/2"	38.988
S-03-61-00014	1-1/2"	2.110	Mill Order	7"	45.214
Mill Order	1-5/8"	2.444	Mill Order	7-1/2"	51.961
Mill Order	1-13/16"	3.042	Mill Order	8"	59.901
Mill Order	1-7/8"	3.244			

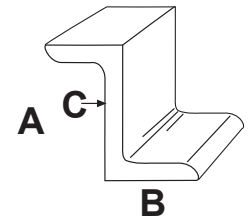


"A"

Round Aluminum Bar 6063-T52 20' Length

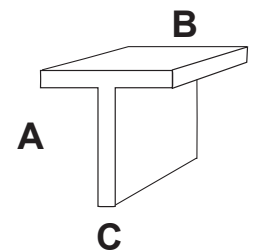
Part Number	Size A	Weight per Ft	Part Number	Size A	Weight per Ft
S-03-63-00001	1/4"	0.060	Mill Order	7/8"	0.722
Mill Order	5/16"	0.090	S-03-63-00006	1"	0.940
S-03-63-00002	3/8"	0.130	Mill Order	1-1/4"	1.443
S-03-63-00003	1/2"	0.240	Mill Order	1-1/2"	2.077
S-03-63-00004	5/8"	0.360	Mill Order	3"	8.484
S-03-63-00005	3/4"	0.530			

Structural Aluminum Zees 6061-T6 25' Length (Unless otherwise listed)



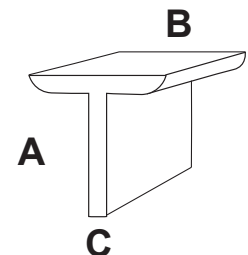
Part Number	Size (A x B x C)	Weight per Ft	Part Number	Size (A x B x C)	Weight per Ft
S-13-61-00013	1-3/4 x 1-3/4 x 3/16	1.100	Mill Order	4 x 3-1/16 x 1/4	2.848
S-06-61-00003	3 x 2-11/16 x 1/4 (18')	2.380	Mill Order	4-1/16 x 3-1/8 x 5/16	3.575
S-06-61-00002	3 x 2-11/16 x 1/4	2.380	Mill Order	4-1/8 x 3-3/16 x 3/8	4.318
S-06-61-00004	3 x 2-11/16 x 1/4 (30')	2.380	Mill Order	5-1/16 x 3-5/16 x 3/8	4.844
S-06-61-00005	3 x 2-11/16 x 1/4 (40')	2.380	Mill Order	5 x 3-1/4 x 1/2	6.295
Mill Order	3 x 2-11/16 x 3/8	3.381			

Architectural Aluminum Tees 6063-T5 20' Length



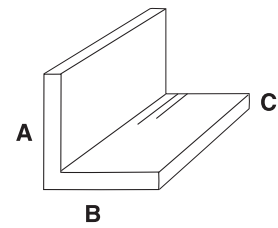
Part Number	Size (A x B x C)	Weight per Ft	Part Number	Size (A x B x C)	Weight per Ft
Mill Order	3/4 x 3/4 x 1/8	0.206	A-07-63-00003	1 x 1 x 1/8	0.280
Mill Order	7/8 x 1/4 x 1/8	0.300	Mill Order	1-1/4 x 7/8 x 1/8	0.300
Mill Order	1 x 3/4 x 1/8	0.244	Mill Order	2 x 3/4 x 1/8	0.394

Structural Aluminum Tees 6061-T5 25' Length



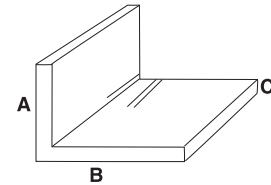
Part Number	Size (A x B x C)	Weight per Ft	Part Number	Size (A x B x C)	Weight per Ft
Mill Order	1 x 1 x 1/8	0.313	Mill Order	2-1/2 x 2-1/2 x 5/16	1.912
S-07-61-00001	1-1/2 x 1-1/2 x 3/16	0.700	Mill Order	3 x 2-1/2 x 5/16	2.129
Mill Order	1-1/2 x 1-1/2 x 1/4	0.869	Mill Order	3-1/2 x 3-1/2 x 3/8	3.336
S-07-61-00002	2 x 2 x 1/4	1.260	Mill Order	4 x 3 x 3/8	3.220
Mill Order	2-1/4 x 2-1/4 x 1/4	1.421			

Architectural Aluminum Angles 6063-T5 Equal Leg 20' Length



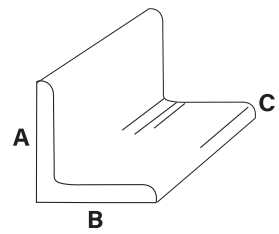
Part Number	Size (A x B x C)	Weight per Ft	Part Number	Size (A x B x C)	Weight per Ft
S-01-63-00001	1/2 x 1/2 x .062	0.070	S-01-63-00013	1-1/2 x 1-1/2 x .125	0.430
S-01-63-00002	3/4 x 3/4 x .062	0.110	S-01-63-00014	1-1/2 x 1-1/2 x .1875	0.630
S-01-63-00003	3/4 x 3/4 x .125	0.210	Mill Order	1-3/4 x 1-3/4 x 1/8	0.506
S-01-63-00004	1 x 1 x .062	0.140	S-01-63-00015	2 x 2 x .062	0.290
S-01-63-00005	1 x 1 x .125	0.280	S-01-63-00016	2 x 2 x .125	0.580
S-01-63-00006	1 x 1 x .187	0.410	S-01-63-00017	2 x 2 x .1875	0.860
S-01-63-00007	1 x 1 x .250	0.530	S-01-63-00018	2 x 2 x .250	1.120
S-01-63-00008	1-1/4 x 1-1/4 x .125	0.360	Mill Order	2-1/2 x 2-1/2 x 3/16	1.085
S-01-63-00009	1-1/4 x 1-1/4 x .1875	0.520	S-01-63-00019	3 x 3 x .125	0.880
S-01-63-00010	1-1/2 x 1-1/2 x .062	0.220	S-01-63-00020	3 x 3 x .1875	1.320
S-01-63-00011	1-1/2 x 1-1/2 x .062(24'6")	0.220	S-01-63-00021	3 x 3 x .250	1.730
S-01-63-00012	1-1/2 x 1-1/2 x .125(24'6")	0.430			

Architectural Aluminum Angles 6063-T5 Unequal Leg 20' Length



Part Number	Size (A x B x C)	Weight per Ft	Part Number	Size (A x B x C)	Weight per Ft
S-01-63-00022	1/2 x 1 x 0.062	0.110	S-01-63-00029	1-3/8 x 1-1/2 x 0.125 (25')	0.410
S-01-63-00023	1/2 x 1 x 0.125	0.210	S-01-63-00030	1-3/8 x 2 x 0.125 (25')	0.490
Mill Order	1/2 x 1-1/4 x 1/8	0.244	S-01-63-00026	1-1/2 x 2 x 0.125	0.510
Mill Order	1/2 x 1-1/2 x 1/8	0.281	Mill Order	1-1/2 x 2 x 3/16	0.731
S-01-63-00024	3/4 x 1-1/2 x 0.125	0.320	S-01-63-00031	2 x 3 x 0.125	0.750
S-01-63-00025	1 x 1-1/2 x 0.125	0.360	S-01-63-00032	2 x 3 x 0.188	1.080
Mill Order	1 x 2 x 1/16	0.218	S-28-63-00540	2 x 3 x 0.250 (24')	1.563
S-01-63-00027	1 x 2 x 0.125	0.430	S-01-63-00033	2 x 4 x 0.125	0.880
Mill Order	2 x 1 x 0.188	0.635	S-01-63-00035	2 x 4 x 0.250	1.720
S-01-63-00028	1 x 3 x 0.125	0.580	S-01-63-00034	2 x 5 x 0.125	1.030
Mill Order	1-1/4 x 1-1/2 x 1/16	0.198	S-01-63-00036	2 x 7 x 0.250	2.620
Mill Order	1-1/4 x 2 x 1/16	0.237			

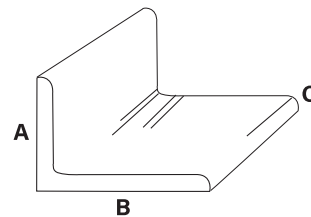
Structural Aluminum Angles 6061-T6 Equal Leg 25' Length



Part Number	Size (A x B x C)	Weight per Ft
Mill Order	3/4 x 3/4 x 0.125	0.201
S-01-61-00037	1 x 1 x 0.125	0.280
S-01-61-00038	1 x 1 x 0.1875	0.410
Mill Order	1-1/4 x 1-1/4 x 0.125	0.343
S-01-61-00039	1-1/4 x 1-1/4 x 0.1875	0.520
Mill Order	1-1/4 x 1-1/4 x 0.250	0.656
S-01-61-00040	1-1/2 x 1-1/2 x 0.125	0.440
S-01-61-00041	1-1/2 x 1-1/2 x 0.1875	0.640
S-01-61-00042	1-1/2 x 1-1/2 x 0.250	0.830
Mill Order	1-1/2 x 1-1/2 x 0.375	1.176
Mill Order	1-3/4 x 1-3/4 x 0.125	0.497
Mill Order	1-3/4 x 1-3/4 x 0.1875	0.744
Mill Order	1-3/4 x 1-3/4 x 0.250	0.980
Mill Order	1-3/4 x 1-3/4 x 0.375	1.378
S-01-61-00043	2 x 2 x 0.125	0.590
S-01-61-00044	2 x 2 x 0.1875	0.870
S-01-61-00045	2 x 2 x 0.250	1.110
S-01-61-00046	2 x 2 x 0.375	1.640
Mill Order	2-1/2 x 2-1/2 x 0.125	0.724

Part Number	Size (A x B x C)	Weight per Ft
S-01-61-00048	2-1/2 x 2-1/2 x 0.1875	1.090
S-01-61-00049	2-1/2 x 2-1/2 x 0.250	1.400
Mill Order	2-1/2 x 2-1/2 x 0.375	2.047
S-01-61-00050	3 x 3 x 0.1875	1.280
S-01-61-00051	3 x 3 x 0.250	1.720
S-01-61-00052	3 x 3 x 0.375	2.540
Mill Order	3-1/2 x 3-1/2 x 0.250	1.989
Mill Order	3-1/2 x 3-1/2 x 0.375	2.926
Mill Order	3-1/2 x 3-1/2 x 0.500	3.826
S-01-61-00053	4 x 4 x 0.250	2.330
S-01-61-00054	4 x 4 x 0.375	3.440
Mill Order	4 x 4 x 0.500	4.414
Mill Order	5 x 5 x 0.375	4.237
Mill Order	5 x 5 x 0.500	5.578
S-01-61-00065	6 x 6 x 0.375	5.220
S-01-61-00066	6 x 6 x 0.500	6.750
Mill Order	8 x 8 x 0.500	9.141
Mill Order	8 x 8 x 0.750	13.478

Structural Aluminum Angles 6061-T6 Unequal Leg 25' Length

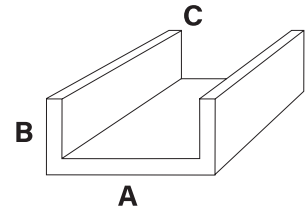


Part Number	Size (A x B x C)	Weight per Ft
Mill Order	1-1/2 x 1 x 0.125	0.356
Mill Order	1-1/2 x 1 x 0.250	0.662
Mill Order	1-1/2 x 2 x 0.125	0.496
S-01-61-00056	1-1/2 x 2 x 0.1875	0.730
S-01-61-00058	1-1/2 x 2 x 0.250	0.980
Mill Order	1-1/2 x 2 x 0.375	1.378
Mill Order	2 x 2-1/2 x 0.375	1.828
A-01-61-00057	2 x 3 x 0.125	0.750
S-01-61-00059	2 x 3 x 0.188	1.090
S-01-61-00060	2 x 3 x 0.250	1.410
S-01-61-00047	2 x 3 x 0.375	2.046
Mill Order	2-1/2 x 3 x 0.250	1.537
Mill Order	2-1/2 x 3 x 0.375	2.253

Part Number	Size (A x B x C)	Weight per Ft
Mill Order	3 x 3-1/2 x 0.250	1.842
Mill Order	3 x 3-1/2 x 0.375	2.705
Mill Order	3 x 3-1/2 x 0.500	3.532
S-01-61-00068	3 x 4 x 0.250	1.990
S-01-61-00062	3 x 4 x 0.375	2.930
Mill Order	3 x 4 x 0.500	3.826
S-01-61-00063	3 x 5 x 0.375	3.349
Mill Order	3 x 5 x 0.500	4.396
S-01-61-00064	4 x 6 x 0.375	4.320
Mill Order	4 x 6 x 0.500	5.578
Mill Order	6 x 8 x 0.500	7.952
Mill Order	6 x 8 x 0.750	11.679

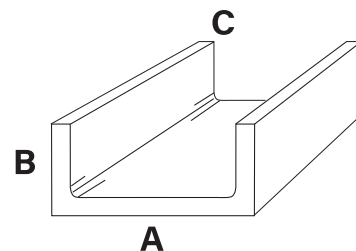
Architectural Aluminum Channels 6063-T5

20' Length(Unless otherwise listed)



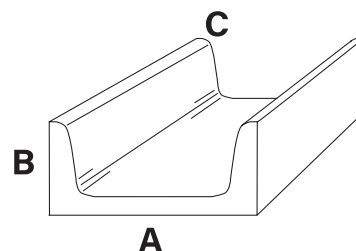
Part Number	Size (A x B)	Weight per Ft	Part Number	Size (A x B)	Weight per Ft
Mill Order	1/2 x 3/8 x 1/8	0.150	S-02-63-00013	1-3/4 x 3/4 x 0.125	0.450
Mill Order	1/2 x 1/2 x 3/32	0.150	S-02-63-00015	1-3/4 x 1-3/4 x 0.093	0.570
S-02-63-00200	1/2 x 3/4 x 1/8	0.262	S-02-63-00016	1-3/4 x 1-3/4 x 0.125	0.750
S-28-63-00423	3/8 x 1 x 1/8 (24')	0.318	S-02-63-00017	1-3/4 x 1 x 0.125	0.520
S-02-63-00001	5/8 x 1/2 x 0.063 (24')	0.110	S-02-63-00018	2 x 7/16 x 0.093	0.300
Mill Order	3/4 x 3/8 x 1/8	0.187	S-02-63-00019	2 x 1/2 x 0.125	0.410
Mill Order	3/4 x 1/2 x 1/8	0.226	S-15-63-00017	2 x 0.750 x 0.125/0.093 (24')	0.440
S-02-63-00002	3/4 x 3/4 x 0.125	0.300	S-02-63-00021	2 x 1 x 0.093 (24')	0.430
S-02-63-00003	1 x 1/2 x 0.125	0.260	S-02-63-00020	2 x 1 x 0.125	0.560
S-02-63-00004	1 x 1 x 0.125	0.430	S-02-63-00022	2 x 1 x 0.125 (24')	0.560
S-02-63-00005	1-1/4 x 1/2 x 0.125	0.300	S-02-63-00023	2 x 2 x 0.090 (24')	0.629
S-02-63-00006	1-1/4 x 3/4 x 0.125	0.380	S-02-63-00024	2 x 2 x 0.125	0.860
Mill Order	1-1/4 x 1 x 1/8	0.431	Mill Order	2-1/4 x 7/8 x 1/8	0.563
S-02-63-00007	1-1/4 x 1-1/4 x 0.125	0.530	S-02-61-00058	2.312 x 2.375 x 0.125 Tapered(24')	1.010
S-02-63-00008	1-1/2 x 1/2 x 0.125	0.340	Mill Order	2-1/2 x 1-1/2 x 1/8	0.787
S-02-63-00009	1-1/2 x 3/4 x 0.125	0.410	Mill Order	3 x 1/2 x 1/8	0.563
S-02-63-00010	1-1/2 x 1 x 0.125	0.490	S-02-63-00025	3 x 1 x 0.125	0.710
S-02-63-00011	1-1/2 x 1 x 0.125 (24')	0.490	S-02-61-00027	3 x 2-1/4 x 1/4 (6061T6)	2.100
S-02-63-00012	1-1/2 x 1-1/2 x 0.125	0.640	S-02-63-00026	4 x 1 x 0.125	0.860
S-02-63-00014	1-3/4 x 1/2 x 0.125	0.376	S-02-63-00028	6 x 1 x 0.125 (24')	1.162

Structural Aluminum Channel Alum Association (AA) 6061T6 25'

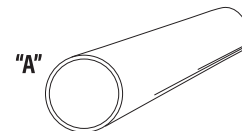


Part Number	Size (A x B)	Weight per Ft	Part Number	Size (A x B)	Weight per Ft
S-02-61-00030	2 x 1-1/4 x 0.170/0.260	1.090	S-02-61-00041	8 x 3 x 0.350/0.190	4.147
S-02-61-00031	3 x 1-1/2 x 0.130/0.200	1.160	S-02-61-00042	8 x 3 x 0.350/0.190 (40')	4.147
S-02-61-00032	3 x 1.75 x 0.170/0.260	1.600	S-02-61-00039	8 x 3.75 x 0.250/0.410	5.790
S-02-61-00033	4 x 2 x 0.150/0.230	1.770	S-02-61-00043	8 x 3.75 x 0.250/0.410 (32')	5.790
S-02-61-00034	4 x 2-1/4 x 0.190/0.290	2.380	S-02-61-00044	8 x 3.75 x 0.250/0.410 (40')	5.790
S-02-61-00036	5 x 2.25 x 0.150/0.260	2.210	Mill Order	9 x 3.25 x 0.350/0.230	4.983
S-02-61-00035	5 x 2.75 x 0.190/0.320	3.090	Mill Order	9 x 4 x 0.440/0.290	6.970
S-02-61-00037	6 x 2-1/2 x 0.170/0.290	2.890	S-02-61-55	10 x 3.5 x 0.410/0.250	6.140
S-02-61-00038	6 x 3.25 x 0.210/0.350	4.110	Mill Order	10 x 4.25 x 0.500/0.310	8.360
S-02-61-42	7 x 2.75 x 0.290/0.170	3.210	S-02-61-00057	12 x 4 x 0.470/0.290	8.270
S-02-61-43	7 x 3.5 x 0.380/0.210	4.810	Mill Order	12 x 5 x 0.620/0.350	11.822

Structural Aluminum Channel Alum Standard (AS) 6061T6 25'



Part Number	Size (A x B)	Weight per Ft	Part Number	Size (A x B)	Weight per Ft
S-02-61-00029	2 x 1 x 0.130	0.590	Mill Order	7 x 2.194 x 0.314	4.232
S-02-61-40	3 x 1.410 x 0.170	1.459	S-02-61-52	8 x 2.29 x 0.250	4.250
S-02-61-44	3 x 1.498 x 0.258	1.730	Mill Order	8 x 2.343 x 0.303	4.951
Mill Order	3 x 1.596 x 0.356	2.704	Mill Order	8 x 2.435 x 0.395	5.617
S-02-61-45	4 x 1.580 x 0.180	1.850	Mill Order	8 x 2.527 x 0.487	6.484
Mill Order	4 x 1.647 x 0.247	2.161	Mill Order	9 x 2.430 x 0.230	4.604
S-02-61-46	4 x 1.720 x 0.320	2.500	Mill Order	9 x 2.648 x 0.448	6.911
S-02-61-51	5 x 1.75 x 0.190	2.320	S-02-61-00053	10 x 2.60 x 0.240	5.280
S-02-61-47	5 x 1.885 x 0.325	3.110	Mill Order	10 x 2.739 x 0.379	6.915
S-02-61-48	5 x 2.032 x 0.472	4.400	S-02-61-54	10 X 2.886 x 0.526	8.640
S-02-61-49	6 x 1.92 x 0.200	2.830	S-02-61-00056	12 x 2.96 x 0.300	7.410
S-02-61-50	6 x 1.945 x 0.225	3.060	Mill Order	12 x 3.047 x 0.387	8.374
Mill Order	6 x 2.034 x 0.314	3.631	Mill Order	12 x 3.170 x 0.510	10.374
Mill Order	6 x 2.157 x 0.437	4.498	Mill Order	15 x 3.400 x 0.400	11.708
S-28-61-00037	7 x 2.11 x 0.230	3.521			



SCH 40 Aluminum Pipe 6063-T52 20' Length

Part Number	Size A	OD	ID	Wall	Weight per Ft	Part Number	Size A	OD	ID	Wall	Weight per Ft
S-08-63-00002	1/8" (12')	0.405	0.269	0.068	0.085	S-08-63-00011	1-1/4" (24')	1.660	1.380	0.140	0.786
S-08-63-00003	1/4"	0.540	0.364	0.083	0.147	S-08-63-00012	1-1/2"	1.900	1.610	0.145	0.940
S-08-63-00004	3/8"	0.675	0.493	0.091	0.196	S-08-63-00013	1-1/2" (24')	1.900	1.610	0.145	0.940
S-08-63-00005	1/2"	0.840	0.622	0.109	0.294	S-08-63-00014	2"	2.375	2.067	0.154	1.264
S-08-63-00006	3/4"	1.050	0.824	0.113	0.391	S-08-63-00015	2" (6063T4)	2.375	2.067	0.154	1.264
S-08-63-00007	1"	1.315	1.049	0.133	0.581	S-08-63-00016	2-1/2"	2.875	2.469	0.203	2.004
S-08-63-00008	1" (24')	1.315	1.049	0.133	0.581	S-08-63-00017	3"	3.500	3.068	0.216	2.621
S-08-63-00009	1-1/4"	1.660	1.380	0.140	0.786	S-08-63-00018	3-1/2"	4.000	3.548	0.226	3.151
S-08-63-00010	1-1/4" (24')	1.660	1.380	0.140	0.786	S-08-63-00035	6"	6.625	6.065	0.280	6.564

SCH 40 Aluminum Pipe 6061-T6 20' Length

Part Number	Size A	OD	ID	Wall	Weight per Ft	Part Number	Size A	OD	ID	Wall	Weight per Ft
S-08-61-00019	1/2"	0.840	0.622	0.109	0.294	S-08-61-00029	2" (30')	2.375	2.067	0.154	1.264
S-08-61-00020	3/4"	1.050	0.824	0.113	0.391	S-08-61-00030	2-1/2"	2.875	2.469	0.203	2.004
S-08-61-00021	3/4" (24')	1.050	0.824	0.113	0.391	S-08-61-00031	3"	3.500	3.068	0.216	2.621
S-08-61-00022	1-1/4"	1.315	1.049	0.133	0.581	S-08-61-00032	3-1/2"	4.000	3.548	0.226	3.151
S-08-61-00023	1"	1.660	1.380	0.140	0.786	S-08-61-00033	4"	4.500	4.026	0.237	3.733
S-08-61-00024	1-1/2"	1.900	1.610	0.145	0.940	S-08-61-00034	5"	5.563	5.047	0.258	5.057
S-08-61-00025	2"	2.375	2.067	0.154	1.264	Mill Order	6"	6.625	6.065	0.280	6.564
S-08-61-00026	2" (24')	2.375	2.067	0.154	1.264	S-08-63-00036	8"	8.625	7.981	0.322	9.878

SCH 80 Aluminum Pipe 6063-T52 20' Length

Part Number	Size A	OD	ID	Wall	Weight per Ft	Part Number	Size A	OD	ID	Wall	Weight per Ft
Mill Order	1"	1.315	0.957	0.179	0.751	Mill Order	3"	3.500	2.900	0.300	3.547
S-08-61-00039	1-1/2"	1.900	1.500	0.200	1.256	Mill Order	4"	4.500	3.826	0.337	5.183
S-08-61-00041	2"	2.375	1.939	0.218	1.737						

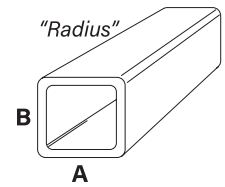
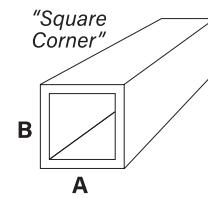
SCH 80 Aluminum Pipe 6061-T6 20' Length

Part Number	Size A	OD	ID	Wall	Weight per Ft	Part Number	Size A	OD	ID	Wall	Weight per Ft
Mill Order	1/4"	0.540	0.302	0.119	0.185	S-08-61-00044	3"	3.500	2.900	0.300	3.547
S-08-61-00037	1"	1.315	0.957	0.179	0.751	Mill Order	3-1/2"	4.000	3.364	0.318	4.326
S-08-61-00038	1-1/4"	1.660	1.278	0.191	1.037	Mill Order	4"	4.500	3.826	0.337	5.183
S-08-61-00040	1-1/2"	1.900	1.500	0.200	1.256	Mill Order	5"	5.563	4.813	0.375	7.188
S-08-61-00042	2"	2.375	1.939	0.218	1.737	Mill Order	6"	6.625	5.761	0.432	9.884
S-08-61-00043	2-1/2"	2.875	2.323	0.276	2.650	Mill Order	8"	8.625	7.625	0.500	15.010

SCH 10 Aluminum Pipe 6063-T52 20' Length (Unless otherwise listed)

Part Number	Size A	OD	ID	Wall	Weight per Ft	Part Number	Size A	OD	ID	Wall	Weight per Ft
S-08-63-00001	1-1/2"	1.900	1.682	0.721	0.720	S-08-61-00028	2-1/2" (24')	2.875	2.635	0.120	1.221
S-08-61-00027	2-1/2" (6061)	2.875	2.635	0.120	1.221		(6061)				

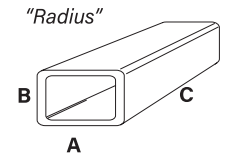
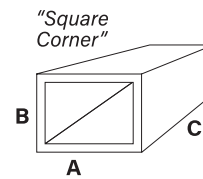
Square Aluminum Tube 24' MF 6063-T52 (Unless otherwise listed)



Part Number	Part Number	Weight per Ft	Part Number	Part Number	Weight per Ft
S-09-63-00001	1/2 x 0.063	0.110	S-09-63-00037	2 x 0.090 (26')	0.850
S-09-63-00008	5/8 x 0.062	0.170	S-09-63-00035	2 x 0.125	1.130
S-09-63-00002	3/4 x 0.045 Rad 0.093	0.130	S-09-61-00065	2 x 0.125 (6061T6)	1.130
S-09-63-00003	3/4 x 0.050	0.170	S-09-63-00036	2 x 0.125 Rad 0.125	1.110
S-09-63-00005	3/4 x 0.062 Rad 0.090	0.200	S-09-63-00038	2 x 0.125 Rad 0.250	1.080
S-09-63-00004	3/4 x 0.063	0.210	S-09-63-00040	2 x 0.1875	1.630
S-09-63-00084	3/4 x 0.063 (40-5/8")	0.210	S-09-61-00067	2 x 0.1875 (6061T6)	1.630
S-09-63-00007	3/4 x 0.090 Rad 0.090	0.310	S-09-61-00068	2 x 0.188 Rad 0.125 (6061T6)	1.620
S-09-63-00006	3/4 x 0.090	0.290	S-09-61-00069	2 x 0.250 (6061T6)	2.100
S-09-63-00009	3/4 x 0.125	0.380	S-09-61-00070	2 x 0.250 Rad 0.250 (6061T6)	2.100
S-09-63-00010	1 x 0.040	0.190	S-09-63-00041	2-1/4 x 0.093	0.980
S-09-63-00011	1 x 0.063	0.280	S-09-63-00044	2-1/2 x 0.075	0.870
S-09-63-00012	1 x 0.063 Rad 0.125	0.280	S-09-63-00045	2-1/2 x 0.125	1.430
S-09-63-00015	1 x 0.075 Rad 0.140	0.309	S-09-63-00042	2-1/2 x 0.250	2.700
S-09-63-00014	1 x 0.090 Rad 0.125	0.380	S-09-61-00072	2-1/2 x 0.250 (6061T6)	2.700
S-09-63-00013	1 x 0.090	0.390	S-09-61-00066	2.700 x 0.125 Rad 0.125 (6061T6) (20')	1.500
S-09-63-00016	1 x 0.125	0.530	S-09-63-00047	3 x 0.090	1.300
S-09-61-00059	1 x 0.125 (6061T6)	0.530	S-09-63-00046	3 x 0.090 (27')	1.300
S-09-63-00017	1 x 0.125 Rad 0.125	0.530	S-09-63-00048	3 x 0.125	1.760
S-09-63-00018	1-1/4 x 0.063	0.350	S-09-61-00073	3 x 0.125 (6061T6)	1.760
S-09-63-00019	1-1/4 x 0.090	0.520	S-09-63-00049	3 x 0.1875	2.540
S-09-61-00060	1-1/4 x 0.090 (6061T6)	0.520	S-09-61-00075	3 x 0.1875 (6061T6)	2.538
S-09-63-00020	1-1/4 x 0.090 Rad 0.125	0.490	S-09-63-00059	3 x 0.187 Rad 0.125 (25')	2.490
S-09-63-00021	1-1/4 x 0.125	0.680	S-09-61-00074	3 x 0.250 (6061T6)	3.300
S-09-63-00022	1-1/4 x 0.125 Rad 0.125	0.670	S-09-61-00076	3 x 0.250 Rad 0.312 (6061T6) (20')	3.200
S-09-63-00023	1-1/2 x 0.063	0.430	S-09-61-00077	3 x 0.250 Rad 0.312 (6061T6) (25')	3.200
S-09-63-00024	1-1/2 x 0.063 Rad 0.093	0.420	S-09-63-00050	4 x 0.125	2.330
S-09-63-00025	1-1/2 x 0.090	0.630	S-09-61-00078	4 x 0.125 (6061T6)	2.330
S-09-61-00061	1-1/2 x 0.090 (6061T6)	0.630	S-09-63-00051	4 x 0.187	3.440
S-09-63-00026	1-1/2 x 0.093 Rad 0.187	0.580	S-09-61-00079	4 x 0.250 (6061T6)	4.500
S-09-63-00028	1-1/2 x 0.125	0.830	S-09-63-00052	5 x 0.125	2.930
S-09-61-00062	1-1/2 x 0.125 (6061T6)	0.830	S-09-61-00081	5 x 0.250 (6061T6)	5.560
S-09-63-00029	1-1/2 x 0.125 Rad 0.125	0.810	S-09-63-00054	6 x 0.125	3.530
S-09-63-00030	1-1/2 x 0.1875	1.180	S-09-63-00100	6 x 0.150 Rad 0.093	4.203
S-09-61-00063	1-1/2 x 0.250 (6061T6)	1.500	S-09-63-00056	6 x 0.1875 Rad 0.125	5.250
S-09-63-00027	1-1/2 x 0.250 Rad 0.125 (6061T6)	1.460	S-09-61-00082	6 x 0.250 (6061T6)	6.900
S-09-63-00031	1-3/4 x 0.090	0.740	S-09-61-00085	6 x 0.250 (6061T6) (32')	6.900
S-09-63-00032	1-3/4 x 0.125	0.980	S-09-61-00010	6 x .500 (6061T6)	12.933
S-09-63-00033	2 x 0.063	0.600	S-09-63-00057	8 x 0.188	7.050
S-09-63-00034	2 x 0.093	0.850	S-09-61-00055	8 x 0.250 (6061T6)	9.110
S-09-61-00064	2 x 0.093 (6005T5)	0.888	S-09-63-00055	8 x 0.250	9.11
S-09-63-00039	2 x 0.093 Rad 0.125	0.810	S-09-63-00058	10 x 0.250 Rad 0.125	11.700



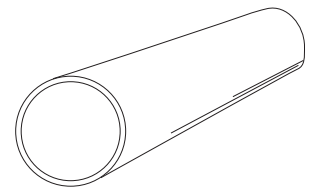
Rectangular Aluminum Tube 24' 6063-T52 (Unless otherwise listed)



Part Number	Description A x B	Weight per Ft	Part Number	Description A x B	Weight per Ft
S-10-63-00001	1/2 x 1 x 0.090	0.290	S-10-63-00060	2 x 4 x 0.093	1.270
S-10-63-00059	1/2 x 2 x 0.125	0.660	S-10-63-00029	2 x 4 x 0.125	1.724
S-10-63-00002	3/4 x 1-1/2 x 0.125	0.600	S-10-61-00628	2 x 4 x 0.125 (6061T6)	1.724
S-10-63-00003	3/4 x 1-3/4 x 0.125	0.674	S-10-63-00030	2 x 4 x 0.250	3.300
S-10-63-00004	1 x 1-1/2 x 0.125	0.680	S-10-61-00056	2 x 4 x 0.250 (6061T6)	3.300
S-10-63-00005	1 x 1-1/2 x 0.125 Rad 0.125	0.660	S-10-63-00031	2 x 5 x 0.125	2.030
S-10-63-00006	1 x 2 x 0.063	0.430	S-10-61-00057	2 x 5 x 0.250 (6061T6)	3.900
S-10-63-00007	1 x 2 x 0.063 Rad 0.125	0.420	S-10-63-00033	2 x 6 x 0.125	2.330
S-10-63-00009	1 x 2 x 0.090	0.630	S-10-61-00034	2 x 6 x 0.250 (6061T6)	4.500
S-10-63-00008	1 x 2 x 0.093 Rad 0.125	0.610	S-10-63-00037	2 x 8 x 0.125	2.960
S-10-63-00010	1 x 2 x 0.125	0.830	S-10-61-00035	2 x 8 x 0.250 (6061T6)	5.700
S-10-61-00055	1 x 2 x 0.125 (6061T6)	0.825	S-10-63-00038	2 x 10 x 0.125	3.530
S-10-63-00011	1 x 2 x 0.125 Rad 0.125	0.780	S-10-63-00036	2 x 12 x 0.190	6.130
S-10-63-00115	1 x 2-1/2 x 0.125	0.974	S-10-63-00039	3 x 4 x 0.125	2.030
S-10-63-00012	1 x 3 x 0.062	0.577	S-10-61-00058	3 x 4 x 0.250	3.900
S-10-61-00012	1 x 3 x 0.093	0.830	S-10-63-00048	3 x 6 x 0.125	2.630
S-10-63-00013	1 x 3 x 0.125	1.130	S-10-61-00049	3 x 6 x 0.188 (6061T6)	3.890
S-10-63-00014	1 x 3 x 0.125 Rad 0.125	1.088	S-10-63-00052	3 x 8 x 0.110	2.850
S-10-63-00100	1 x 4x .062	0.708	S-10-63-00061	3 x 10 x 0.125	3.820
S-10-63-00015	1 x 4 x 0.125	1.430	S-10-05-00062	3 x 12 x 0.1875	6.600
S-10-63-00020	1 x 5 x 0.125	1.730	S-10-63-00050	4 x 6 x 0.125	2.930
S-10-05-00032	1 x 6 x 0.125	2.026	S-10-61-00051	4 x 6 x 0.188 (6061T6)	4.340
S-10-63-00016	1-1/4 x 2-1/2 x 0.125 IS Rad 0.250	1.050	S-10-61-00053	4 x 6 x 0.250	5.700
S-10-61-00017	1-1/4 x 2-1/2 x 0.125 Rad 0.250 (6061T6) (225")	1.000	S-10-61-00040	4 x 6 x 0.250 (6061T6) (28')	5.700
S-10-61-00018	1-1/4 x 4-1/2 x 0.218 (6061T6) (162")	2.780	S-10-61-00063	4 x 8 x 0.125	3.250
S-10-63-00019	1-1/2 x 2 x 0.125	0.980	S-10-63-00054	4 x 8 x 0.1875 (25')	5.140
S-10-63-00114	1-1/2 x 2-1/2 x 0.125	1.124	S-10-61-00041	4 x 8 x 0.250 (6061T6) (28')	6.760
S-10-63-00022	1-1/2 x 3 x 0.125	1.270	S-10-63-00042	4 x 10 x 0.188	6.130
S-10-63-00021	1-3/4 x 3 x 0.125	1.350	S-10-05-00044	4 x 12 x 0.250 (26')	9.110
S-10-63-00023	1-3/4 x 4 x 0.093	1.242	S-10-05-00043	6 x 8 x 0.188 (25')	6.020
S-10-63-00024	1-3/4 x 4 x 0.125	1.650	S-10-05-00045	6 x 10 x 0.190 Rad 0.125 (25')	7.170
S-10-63-00025	2 x 3 x 0.125	1.430	S-10-05-00046	6 x 10 x 0.190 Rad 0.125 (30')	7.170
S-10-61-00026	2 x 3 x 0.125 (6061T6)	1.426	S-10-05-00047	6 x 12 x 0.250 Rad 0.125	10.50
Mill Order	2 x 3 x 0.250	2.636			
S-10-61-00027	2 x 3 x 0.250 (6061T6)	2.700			
S-10-61-00028	2 x 3 x 0.250 Rad 0.250 (6061T6)	2.640			




Round Aluminum Tube 6063-T52(Unless otherwise listed)



Part Number	Description A x B	Weight per Ft	Length	Part Number	Description A x B	Weight per Ft	Length
S-11-63-00001	3/4 x 0.062	0.170	20'	S-11-61-00025	2-1/2 x 0.125 (6061T6)	1.120	12'6"
Mill Order	7/8 x 0.049	0.142	20'	S-11-61-00026	2-1/2 x 0.125 (6061T6)	1.120	15'
S-11-63-00004	7/8 x 0.062	0.199	24'	Mill Order	3 x 0.083	0.895	20'
Mill Order	1 x 0.049	0.168	20'	S-11-63-00017	3 x 0.125	1.360	24'
S-11-63-00002	1 x 0.062 DOMESTIC	0.230	20'	S-11-61-00027	3 x 0.125 (6061T6)	1.360	13'6"
S-11-63-00003	1 x .062 DOMESTIC	0.229	24'	S-11-61-00028	3 x 0.125 (6061T6)	1.360	15'
S-11-60-00050	1 x .062(6060T52)	0.220	24'	S-11-61-00029	3 x 0.125 (6061T6)	1.360	20'
S-11-63-00050	1 x 0.125	0.412	20'	S-11-61-00030	3 x 0.125 (6061T6)	1.355	24'
S-11-63-00005	1 x 0.125	0.410	24'	S-11-61-00032	3 x 0.1875 (6061T6)	1.990	20'
S-11-63-00006	1-1/4 x 0.090	0.390	24'	S-11-61-00036	3 x 0.250 (6061T6)	2.590	24'
S-11-63-00007	1-1/4 x 0.125	0.530	20'	S-11-61-00033	3-1/2 x 0.1875 (6061T6)	2.300	15'
S-11-63-00008	1-1/2 x 0.065	0.320	24'	S-11-61-00034	3-1/2 x 0.1875 (6061T6)	2.300	17'
S-11-63-00009	1-1/2 x 0.093	0.480	24'	S-11-61-00035	3-1/2 x 0.1875 (6061T6)	2.300	20'
S-11-63-00010	1-1/2 x 0.125	0.635	20'	S-11-63-00019	4 x 0.125	1.790	24'
S-11-63-00011	1-1/2 x 0.125 (6063T4)	0.635	24'	S-11-61-00038	4 x 0.125 (6061T6)	1.830	24'
S-11-63-00012	1-1/2 x 0.125	0.640	24'	S-11-61-00040	4 x 0.1875 (6061T6)	2.650	20'
S-11-61-00022	1-1/2 x 0.125 (6061T6)	0.640	24'	S-11-61-00041	4 x 0.250 (6061T6)	3.530	20'
S-11-61-00021	1-1/2 x 0.250 (6061T6)	1.180	20'	S-11-61-00042	4-1/2 x 0.250 (6061T6)	4.000	20'
Mill Order	2 x 0.050	0.360	20'	S-11-63-00020	5 x 0.125	2.250	24'
S-11-63-00013	2 x 0.125	0.880	20'	S-11-63-00046	6 x 0.125 (6063T6)	2.713	24'
S-11-63-00014	2 x 0.125	0.883	24'	S-28-61-00517	5 x 0.188 (6061T6)	3.410	16'
S-11-61-00023	2 x 0.125 (6061T6)	0.880	12'	S-11-61-00043	5 x 0.188 (6061T6)	3.410	24'
S-11-61-00024	2 x 0.125 (6061T6)	0.880	24'	S-11-61-00045	5 x 0.250 (6061T6)	4.480	24'
S-11-61-00075	2 x 0.250 (6061T6)	1.650	24'	S-11-61-00047	6 x 0.250 (6061T6)	5.420	24'
				Mill Order	8 x 0.156	4.613	

Fluted Round Tube 24'

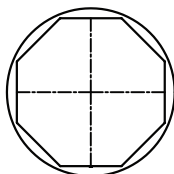


Part Number	Description A x B	Weight per Ft
S-11-61-00031	3 x 0.125	1.400
S-11-61-00037	4 x 0.1875	2.900
S-11-61-00039	4 x 0.125	1.910
S-11-61-00044	5 x 0.1875	3.520
S-11-61-00048	6 x 0.250	5.500

Serrated Round Tube 24'



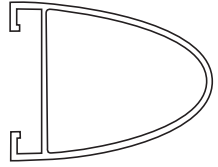
Part Number	Description A x B	Weight per Ft
S-15-63-00009	7/8 x 0.049	0.140
S-15-63-00010	1 x 0.049	0.150
S-11-63-00015	3 x 0.065	0.820
S-11-63-00016	3x 0.125 (Pointed)	0.944
S-11-63-00018	3 x 0.125	1.180



Part Number	Description A x B	Weight per Ft	Length
S-28-63-00622	3.05x.070 Hex Roller Tube (6063T6)	1.525	289"

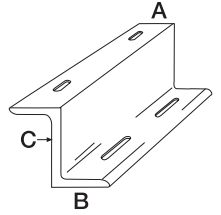
DOT Signage - Bullet Rail & Accessories DOT Approved MF 6061-T6

Part Number	Description	Part Number	Description
S-13-61-00017	DOT Approved 4" Bullet Rail 20'	R-13-61-00021	5x5x.313/.330 Wide Flange "H" Beam 153-3/4"
S-13-61-00018	DOT Approved 4" Bullet Rail 25'	R-13-61-00022	5x5x.313/.330 Wide Flange "H" Beam(6.49#) 24"
S-13-61-00019	DOT Approved 4" Bullet Rail 30'	R-13-61-00023	3/4 Sch40 Slotted Splice 20'
Mill Order	DOT Approved 4" Bullet Tail 35'	R-13-61-00024	DOT Approved Splice Insert Bar 12'
S-13-61-00025	DOT Approved 4" Bullet Rail 40'	Mill Order	2" Sch 40 Drilled Pipe
R-13-61-00020	DOT Approved Inner Splice 12'	R-13-61-00016	Clamp Bar 12'



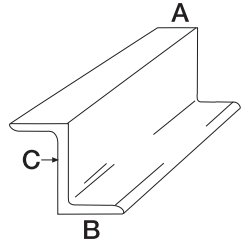
Fabricated Z - Bar Str Z - Bar MF 6061T6

Part Number	Description	Weight per Ft	Part Number	Description	Weight per Ft
S-13-61-00008	1-3/4 x 1-3/4 x 3/16 (8")	1.100	S-13-61-00012	1-3/4 x 1-3/4 x 3/16 (31")	1.110
S-13-61-00007	1-3/4 x 1-3/4 x 3/16 (11")	1.110	A-13-61-00006	1-3/4 x 1-3/4 x 3/16 (32")	1.110
S-13-61-00009	1-3/4 x 1-3/4 x 3/16 (14")	1.110	A-13-61-00002	1-3/4 x 1-3/4 x 3/16 (42")	1.110
S-13-61-00010	1-3/4 x 1-3/4 x 3/16 (20")Fab	1.110	S-13-61-00003	1-3/4 x 1-3/4 x 3/16 (52")	1.110
A-13-61-00011	1-3/4 x 1-3/4 x 3/16 (26")	1.110	S-13-61-00004	1-3/4 x 1-3/4 x 3/16 (56")	1.110



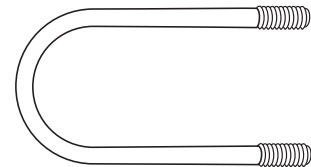
Standard Z - Bar Str Z - Bar MF

Part Number	Description	Weight per Ft	Part Number	Description	Weight per Ft
S-13-61-00013	1-3/4 x 1-3/4 x 3/16 (25')	1.100	S-06-61-00004	3 x 2-11/16 x 1/4 (30')	2.380
S-06-61-00003	3 x 2-11/16 x 1/4 (18')	2.380	S-06-61-00005	3 x 2-11/16 x 1/4 (40')	2.380
S-06-61-00002	3 x 2-11/16 x 1/4 (25')	2.380			



U Bolts w/ Nuts & Washers

Part Number	Description	Part Number	Description
Mill Order	2"	Mill Order	4"
Mill Order	2-1/2"	A-13-00-00025	4-1/2"
Mill Order	3"	Mill Order	5"
Mill Order	3-1/2"	Mill Order	6"

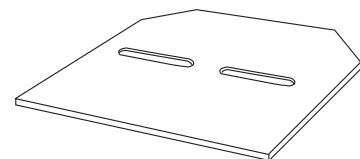


Breakaway Kits

Part Number	Description	Part Number	Description
A-13-00-00020	4" Rnd Base (2/Set) W/Hardware	A-13-00-00018	5" Rnd Base (2/Set) w/Hardware
Mill Order	4-1/2" Rnd Base (2/Set) W/Hardware	Mill Order	6" Rnd Base (2/Set) w/Hardware

Soil Plate

Part Number	Description
S-13-61-00015	Fabricate Soil Plates w/Slots MF 6061T6



Sign Frames

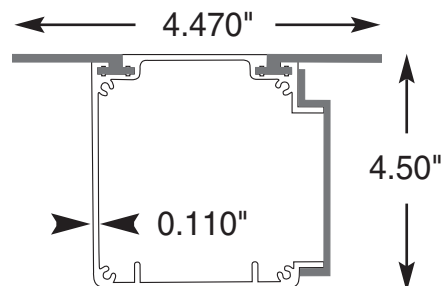


<p>Part Number S-14-63-00016</p> <p>Weight per Ft 3.430</p>	<p>Description 12" Fixed Retainer Sign Frame 24'6"</p>				
<p>Part Number S-14-63-00015</p> <p>Weight per Ft 2.550</p>	<p>Description 12" Sign Frame w/o Retainer 24'6" MF 6063-T5</p>				
<p>Part Number S-14-63-00014</p> <p>Weight per Ft 3.120</p>	<p>Description 10" Fixed Retainer Sign Frame 24'6" MF 6063-T5</p>		<p>Part Number S-14-63-00012</p> <p>Weight per Ft 1.450</p>	<p>Description 7" Fixed Retainer Sign Frame 24'6" MF 6063-T5</p>	
<p>Part Number S-14-63-00013</p> <p>Weight per Ft 2.250</p>	<p>Description 10" Sign Frame w/o Retainer 24'6" MF 6063-T5</p>		<p>Part Number S-14-63-00011</p> <p>Weight per Ft 0.990</p>	<p>Description 7" Sign Frame w/o Retainer 24'6" MF 6063-T5</p>	
<p>Part Number S-14-63-00006</p> <p>Weight per Ft 0.170</p>	<p>Description 2x.375x.050 Track Cap 20' MF 6063-T6</p>		<p>Part Number S-14-63-00001</p> <p>Weight per Ft 0.760</p>	<p>Description F-Track Retainer 20' MF 6063-T52</p>	
<p>Part Number S-14-63-00007</p> <p>Weight per Ft 0.590</p>	<p>Description 1-1/2" Double Tee Divider Bar 24' MF 6063-T52</p>		<p>Part Number S-14-63-00031</p> <p>Weight per Ft 0.746</p>	<p>Description F-Track Retainer 24'6" MF 6063-T52</p>	
<p>Part Number S-14-63-00008</p> <p>Weight per Ft 0.590</p>	<p>Description 2-1/2" Double Tee Divider Bar 24' MF 6063-T52</p>		<p>Part Number S-14-63-00002</p> <p>Weight per Ft 0.610</p>	<p>Description F-Track w/Male Hinge 20' MF 6063-T52</p>	
<p>Part Number S-01-63-00010</p> <p>Weight per Ft 0.216</p>	<p>Description 1-1/2 x 1-1/2 x 0.062 Ar Angle 24'6" MF 6063-T52</p>		<p>Part Number S-14-63-00003</p> <p>Weight per Ft 0.320</p>	<p>Description F-Track w/Female Hinge 20' MF 6063-T52</p>	
<p>Part Number S-01-63-00012</p> <p>Weight per Ft 0.431</p>	<p>Description 1-1/2x1-1/2x.125 Ar Angle 24'6" MF 6063-T52</p>		<p>Part Number S-14-63-00004</p> <p>Weight per Ft 0.290</p>	<p>Description 1.8 x 1.25 x 0.060 Lamp Track 20' MF 6063-T6</p>	
<p>Part Number S-14-63-00009</p> <p>Weight per Ft 0.510</p>	<p>Description 4" Raceway 20' MF 6063-T5</p>		<p>Part Number S-14-63-00005</p> <p>Weight per Ft 0.530</p>	<p>Description 2.74x2.0x.060 Ballast Track 20' MF 6063-T6</p>	

Raceways

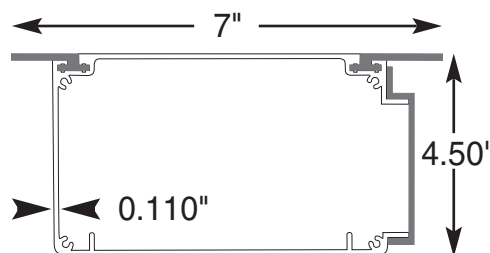
Raceways 4 1/2" 6063T6

Part Number	Description	Weight per Ft
S-14-63-00017	4-1/2" (20')	2.500
S-14-63-00018	4-1/2" (24')	2.500
S-14-63-00019	4-1/2" (20') Cover	0.410
S-14-63-00020	4-1/2" (24') Cover	0.410
S-14-63-00021	4-1/2" (24') Bracket	0.590
S-14-52-00026	4-1/2" End Caps MF	2.000




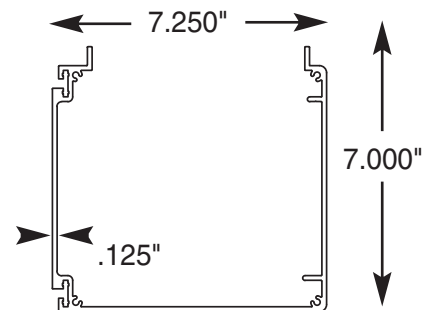
Raceways 4 1/2" x 7" 6063T6

Part Number	Description	Weight per Ft
S-14-63-00022	4-1/2" x 7" (20')	2.500
S-14-63-00023	4-1/2" x 7" (24')	2.500
S-14-63-00019	4-1/2" (20') Cover	0.410
S-14-63-00020	4-1/2" (24') Cover	0.410
S-14-63-00021	4-1/2" Bracket (24')	0.590
S-14-52-00023	4-1/2 x 7" End Cap MF	2.000

















7 1/4" Raceway w/ Tabs

Part Number	Description	Weight per Ft
S-14-63-00027	7-1/4" x 7" 20' MF 6063-T6	3.930
S-14-63-00028	7-1/4" x 7" 24' MF 6063-T6	3.930
S-14-63-00029	7-1/4" x 7" Cover 20' MF 6063-T6	0.770
S-14-63-00030	7-1/4" x 7" Cover 24' MF 6063-T6	0.770
S-14-63-00024	2" Mounting Tab 1/2" Hole MF	
S-14-52-00025	7-1/4" End Cap MF (.063 MF 5052H32 Sheet)	



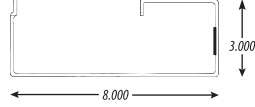
Awnings/Architectural Shapes



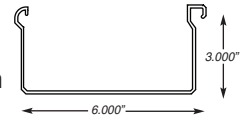
<p>Part Number S-15-63-00002</p> <p>Description 1 x 1 x 0.093 Staple-In Extrusion MF 24' 6063-T5</p> 	
<p>Part Number S-15-63-00003</p> <p>Description 1 x 1 x 0.100 Staple-In Extrusion MF 24' 6063-T5</p> 	
<p>Part Number S-15-63-00001</p> <p>Description 1 x 1 x 0.062 Staple-In Extrusion MF 24' 6063-T5/MP-1C</p> 	<p>Part Number S-15-63-00011</p> <p>Description 90 Degree Awning Rail MF 24' 6063-T5</p> 
<p>Part Number S-15-63-00004</p> <p>Description 1 x 2 x 0.093 Staple-In Extrusion MF 24' 6063-T5</p> 	<p>Part Number S-15-63-00012</p> <p>Description Female Awning Hinge 27' MF 6063-T5</p> 
<p>Part Number S-15-63-00005</p> <p>Description 2 x 1 x 0.093 Staple-In Extrusion MF 24' 6063-T5</p> 	<p>Part Number S-15-63-00013</p> <p>Description Male Awning Hinge 27' MF 6063-T5</p> 
<p>Part Number S-15-63-00006</p> <p>Description 2 x 1 x 0.100 Staple-In Extrusion W/Bottom Opening MF 24' 6063-T5</p> 	<p>Part Number S-15-63-00015</p> <p>Description 2" Bahama Blade 18' MF 6063-T5</p> 
<p>Part Number S-15-63-00007</p> <p>Description 2 x 2 x 0.125 Staple-In Extrusion MF 24' 6063-T5</p> 	<p>Part Number S-15-63-00016</p> <p>Description Louver Blade (#2) 20' MF 6063T6</p> 
<p>Part Number S-15-63-00008</p> <p>Description 4 x 1 x 0.093 Staple-In Extrusion MF 24' 6063-T5</p> 	<p>Part Number S-15-63-00017</p> <p>Description 2 x 0.750 x 0.125/0.093 AR Channel 24' MF 6063-T5</p> 

Walkway Cover Shapes

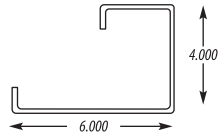
Part Number S-22-63-00018
Description 3 x 8 x 0.125 Gutter Fascia
Weight per Ft 2.587
 24' MF 6063T6



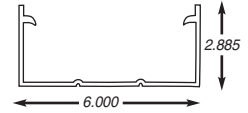
Part Number S-22-63-00008
Description 6 x 3 x 0.065 Walkway Cover Self-Mating Pan
Weight per Ft 1.030
 24' MF 6063-T6



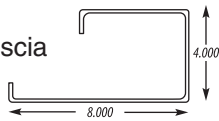
Part Number S-22-63-00001
Description 4 x 6 x 0.093 Gutter Fascia
Weight per Ft 1.790
 24' MF 6063-T6



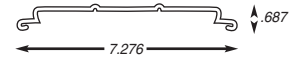
Part Number S-22-63-00009
Description 6 x 2.885 x 0.060 Walkway Cover Pan
Weight per Ft 0.950
 24' MF 6063-T6



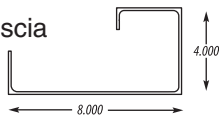
Part Number S-22-63-00002
Description 4 x 8 x 0.125 Gutter Fascia
Weight per Ft 2.730
 (4 x 8 x 4.813)
 24' MF 6063-T6



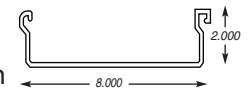
Part Number S-22-63-00010
Description 6.276 x 0.687 x 0.060 Walkway Pan Cap
Weight per Ft 0.650
 24' MF 6063-T6



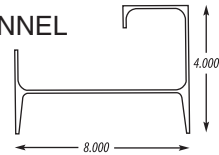
Part Number S-22-63-00003
Description 4 x 8 x 0.125 Gutter Fascia
Weight per Ft 2.620
 (4 x 8 x 3)
 24' MF 6063-T6



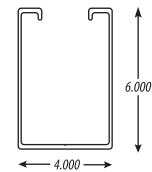
Part Number S-22-63-00011
Description 8 x 2 x 0.075 Walkway Cover Self-Mating Pan
Weight per Ft 1.200
 24' MF 6063-T6



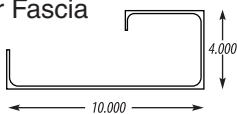
Part Number S-22-63-00004
Description 4 x 8 x 3 x 0.135 CHANNEL Gutter Fascia
Weight per Ft 4.250
 24' MF 6063-T6



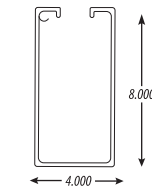
Part Number S-22-63-00012
Description 4 x 6 Gutter Beam
Weight per Ft 3.16
 24' MF 6063T6



Part Number S-22-63-00005
Description 4 x 10 x 0.140 Gutter Fascia
Weight per Ft 3.580
 (4 x 10 x 4)
 24' MF 6063-T6



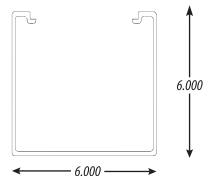
Part Number S-22-63-00016
Description 4 x 8 x .188 Gutter Beam
Weight per Ft 5.087
 25' MF 6063T6



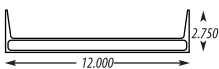
Part Number S-22-63-00006
Description 4 x 12 x 0.150 Gutter Fascia
Weight per Ft 4.140
 (4 x 12 x 5)
 24' MF 6063-T6



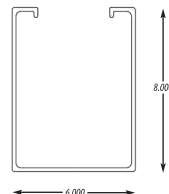
Part Number S-22-63-00017
Description 6 x 6 x .130/.190 Gutter Beam
Weight per Ft 3.726
 24' MF 6063T6



Part Number S-22-63-00007
Description 12" Fascia Channel
Weight per Ft 5.130
 24' MF 6063-T6



Part Number S-22-63-00015
Description 6 x 8 x .188 Gutter Beam
Weight per Ft 5.538
 25' MF 6063T6



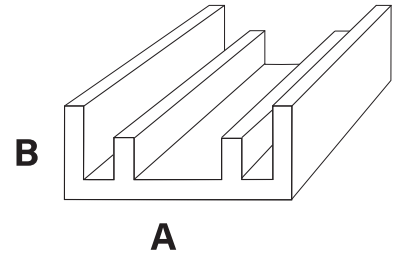
Dixie & Welded Caps



<p>Part Number S-16-63-00008</p> <p>Weight per Ft 0.660</p>	<p>Description 2.25 x 0.875 Dixie Cap 20' MF - AMD-1 Hollow</p>			
<p>Part Number S-16-63-00007</p> <p>Weight per Ft 0.420</p>	<p>Description 2.125 x 0.750 Dixie Cap 20' MF - AMD-4</p>		<p>Part Number S-16-63-00012</p> <p>Weight per Ft 1.090</p>	<p>Description 4 x 2 Welded Top Cap 24' MF AMW-4</p>
<p>Part Number S-16-63-00009</p> <p>Weight per Ft 0.530</p>	<p>Description 1.75 x 0.570 Dixie Cap 20' MF - AMD-2</p>		<p>Part Number S-16-63-00015</p> <p>Weight per Ft 1.000</p>	<p>Description 3 x 0.082 Welded Top Cap 24' MF 2-AMW-3t</p>
<p>Part Number S-16-63-00010</p> <p>Weight per Ft 1.180</p>	<p>Description 2.25 x 0.875 Dixie Cap 20' MF 6063 -T4 - AMD-3 - Solid</p>		<p>Part Number S-16-63-00016</p> <p>Weight per Ft 0.440</p>	<p>Description 2 x 1 x 0.062 Welded Top Cap 20' MF AMW-10</p>
<p>Part Number S-16-63-00013</p> <p>Weight per Ft 0.653</p>	<p>Description 2-5/8 x 1-1/2 x 0.075 Oval Top Cap 24' MF - 2-AMW 13</p>		<p>Part Number S-16-63-00014</p> <p>Weight per Ft 0.570</p>	<p>Description 2-5/8 x 1-1/2 Welded Rail Cap 25'10" MF AMW-11</p>
<p>Part Number S-16-63-00018</p> <p>Weight per Ft 1.180</p>	<p>Description 2-5/8 x 1-1/2 x 0.075 Oval Top Cap 25'10"</p>		<p>Part Number S-16-63-00019</p> <p>Weight per Ft 0.668</p>	<p>Description 2.63 x 1 Welded Top Cap 20' AMW-12 25'10"</p>
<p>Part Number S-16-63-00020</p> <p>Weight per Ft 0.340</p>	<p>Description 2.405 x 0.0842 x 0.060 Inner Sleeve 24' MF 6063-T6 mates w/AMW-1</p>		<p>Part Number S-16-63-00017</p> <p>Weight per Ft 0.560</p>	<p>Description 2.63 x 1 Welded Top Cap 20' AMW-12 25'10"</p>
<p>Part Number S-16-63-00011</p> <p>Weight per Ft 0.640</p>	<p>Description 3.00 x 1.264 x 0.072 Welded Top Cap 24' MF AMS-2</p>		<p>Part Number S-16-63-00022</p> <p>Weight per Ft 0.349</p>	<p>Description 2.061 x 1.285 x 0.090 Inner Sleeve 24'</p>
<p>Part Number S-16-63-00021</p> <p>Weight per Ft 0.780</p>	<p>Description 2.187 x 1.301 x 0.082 Outside Sleeve 24' MF 6063-T6 mates w/AMW-1</p>		<p>Part Number S-16-63-00031</p> <p>Weight per Ft 0.562</p>	<p>Description 2.252 x 1.280 Outside Sleeve 12'</p>

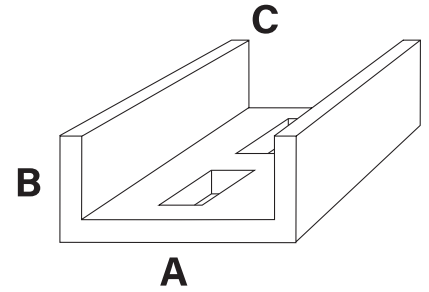
Railing Channel (with Welding Legs) 6063-T5

Part Number	Description A x B	Weight per Ft	Length
S-16-63-00032	1-1/2 x 1 x 0.093/0.056	0.330	25'
Mill Order	1-1/2 Channel Cover Plate 0.169	0.169	12'
Mill Order	1-3/4 x 3/4 0.093/0.062(receives .750 picket)	0.330	24'
Mill Order	2-3/4 x 0.125/0.093 (with Welding Legs)	0.440	23'10"
S-16-63-00033	2 x 1 x 0.090/0.055 - Accepts 3/4"	0.400	25'
S-16-63-00034	2 x 1 x 0.090/0.056 - Accepts 1"	0.400	25'
Mill Order	1-3/4 Channel Cover Plate		
S-16-63-00023	2" Snap Cover	0.180	16'



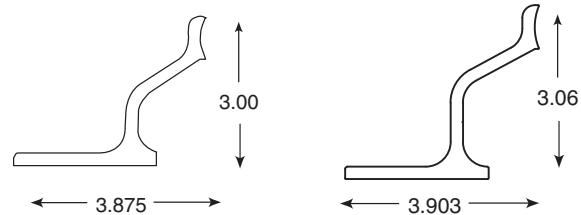
Pre-Punched Channels 3.75" Edge to Edge 24' MF 6063-T5

Part Number	Description A x B	Weight per Ft	Opening
S-16-63-00002	2 x 1 x 0.093	0.420	3/4" SQ Open
S-16-63-00003	2 x 1 x 0.093	0.420	1" SQ Opening
S-16-63-00004	2 x 1 x 0.125 (3.75ETE)	0.560	3/4" Open
S-16-63-00005	2 x 1 x 0.125	0.560	1" Sq Open



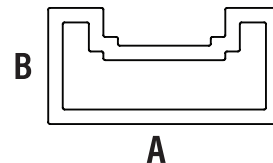
Rail Mount 16' MF 6063-T5

Part Number	Description A x B	Weight per Ft
S-16-63-00024	3.875 x 3 x 0.250	2.040
S-16-63-00041	3.903 x 3.06 x 0.250	2.237



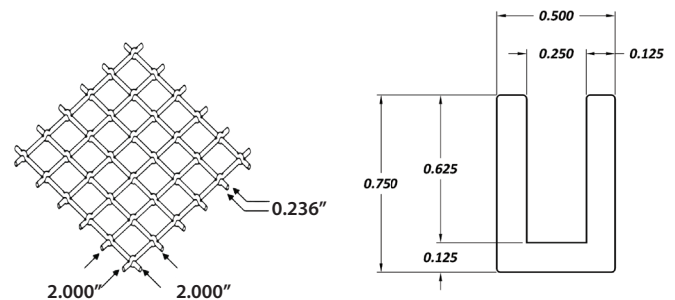
Mid Rail 24' 6063

Part Number	Description A x B	Weight per Ft
S-28-63-00016	2 x 1 Mid Rail Tube	0.900



Woven Wire Mesh

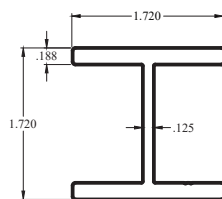
Part Number	Description A x B	Weight per Ft
S-18-50-00001	0.236 x 48 x 96 Woven Wire Mesh 1350H16	
S-18-50-00002	0.236 x 48 x 120 Woven Wire Mesh 1350H16	
S-02-63-00200	1/2 x 3/4 x 1/8	0.262



Railing Stiffener 12' 6061T6

Part Number	Weight per Ft
S-16-61-00035	0.956

Description A x B
1.72 x 1.72 x .18875 Stiffener (for 2" Post)



Hardrock

Part Number	Description A x B
S-16-00-00006	Hard-Rok - Anchoring Cement 50 Lb. Pail

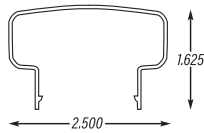


Mechanical Railings



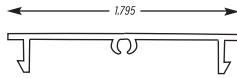
HR-1 Top Cap 20'

Part Number	Description	Weight per Ft
S-17-63-00011	White(24")	0.470
S-17-63-00010	White	0.470
S-17-63-00030	Bronze	0.470
S-17-63-00048	Black	0.470



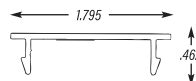
HR-2 Post Snap Plate

Part Number	Description	Weight per Ft
S-17-63-00001	19'6" White	0.230
S-17-63-00002	21'1" White	0.230
S-17-63-00003	23' White	0.230
S-17-63-00022	21'1" Bronze	0.230
S-17-63-00023	23' Bronze 6063T5	0.230
S-17-63-00024	23' Bronze 6063T5	0.230
S-17-63-00041	21'1" Black	0.230
S-17-63-00042	23' Black	0.230



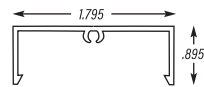
HR-2A

Part Number	Description	Weight per Ft
S-17-63-00220	20' White	0.204
S-17-63-00221	20' Bronze	0.204



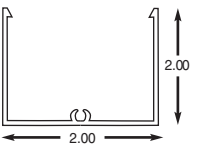
HR-3 Bottom Channel

Part Number	Description	Weight per Ft
S-17-63-00014	19'6" White	0.350
S-17-63-00015	23' White 6063T5	0.350
S-17-63-00033	19'6" Bronze	0.350
S-17-63-00034	23' Bronze 6063T5	0.350
S-17-63-00051	19'6" Black	0.350
S-17-63-00055	23' Black 6063T5	0.350



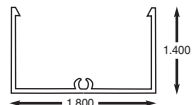
HR-4 (2x2) Snap Post

Part Number	Description	Weight per Ft
S-17-63-00005	19'6" White	0.580
S-17-63-00006	21'1" White	0.580
S-17-63-00007	23' White	0.580
S-17-63-00025	21'1" Bronze	0.580
S-17-63-00026	23' Bronze	0.580
S-17-63-00044	21'1" Black	0.580
S-17-63-00043	19'6" Black	0.580
S-17-63-00045	23' Black	0.580



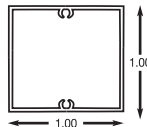
HR-4A Snap Post

Part Number	Description	Weight per Ft
S-17-63-00008	21'1" White	0.350
S-17-63-00028	21'1" Bronze	0.350
S-17-63-00027	19'6" Bronze	0.350
S-17-63-00046	21'1" Black	0.350



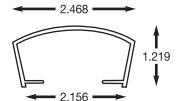
HR-5 1x0.035 Picket

Part Number	Description	Weight per Ft
S-17-63-00021	39" White (Cut Toler.:+/- 1/16")	0.200
S-17-63-00040	39" Bronze (Cut Toler.:+/- 1/16")	0.200
S-17-63-00019	19'10" White	0.200
S-17-63-00038	19'10" Bronze	0.200
S-17-63-00020	23' White	0.200
S-17-63-00039	23' Bronze	0.200
S-17-63-00054	23' Black	0.200
S-28-63-00532	23' Mill Finish	0.200



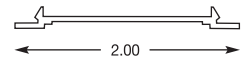
HR-10 Top Cap 20'

Part Number	Description	Weight per Ft
S-17-63-00009	White	0.32
S-17-63-00029	Bronze	0.32
S-17-63-00047	Black	0.32



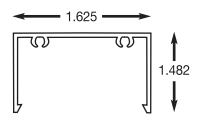
HR-11A Top Snap Plate 20'

Part Number	Description	Weight per Ft
S-17-63-00012	20' White	0.20
S-17-63-00031	20' Bronze	0.20
S-17-63-00049	20' Black	0.20



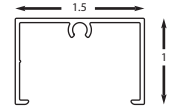
HR-12 Bottom Snap Channel 19'6"

Part Number	Description	Weight per Ft
S-17-63-00013	White	0.28
S-17-63-00032	Bronze	0.28
S-17-63-00050	Black	0.28



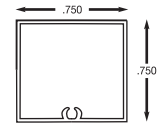
HR-12B Bottom Channel 20'

Part Number	Description	Weight per Ft
S-28-05-00534	1.5 x 1 White	0.262
S-28-05-00535	1.5 x 1 Bronze	0.262



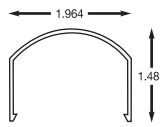
HR-13 3/4x0.038 19'1"

Part Number	Description	Weight per Ft
S-17-63-00016	White	0.16
S-17-63-00035	Bronze	0.16
S-17-63-00052	Black	0.16



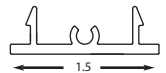
HR-14 Top Cap 20'

Part Number	Description	Weight per Ft
S-17-63-00018	White	0.41
S-17-63-00037	Bronze	0.41
S-17-63-00053	Black	0.41



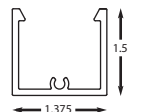
HR-15 Post Snap Plate 23'

Part Number	Description	Weight per Ft
S-28-05-00532	1.5 White	0.27
S-28-05-00533	1.5 Bronze	0.27



HR-16 Snap Post 23'

Part Number	Description	Weight per Ft
S-28-05-00530	1.5 x 1.375 White	0.544
S-28-05-00531	1.5 x 1.375 Bronze	0.544



Accessories

Part Number	Description
S-35-00-00005	HR-1 Wall Mount Casting White
S-35-00-00006	HR-1 Wall Mount Casting Bronze
S-35-00-00018	HR-1 End Cap White
S-35-00-00032	HR-1 End Cap Bronze
S-35-00-00010	HR-3 Wall Mount Bracket Bronze
S-35-00-00011	HR-3 Wall Mount Bracket White
S-25-00-00005	HR-4 2x2 Floor Mount White
S-35-00-00014	HR-4 2x2 Floor Mount Bronze
S-35-63-00021	HR-4A 1.8x1.4 Floor Mount White

Part Number	Description
S-35-63-00022	HR-4A 1.8x1.4 Floor Mount Bronze
S-35-00-00012	HR-10 Wall Mount Casting White
S-35-00-00007	HR-14 Wall Mount Casting White
S-35-00-00008	HR-14 Wall Mount Casting Bronze
S-35-00-00009	HR-14 Wall Mount Casting MF
S-35-00-00015	HR-14 End Cap White
S-35-00-00013	HR-14 End Cap Bronze
S-35-00-00016	3" Post Cap Casting White
S-35-00-00017	3" Post Cap Casting Bronze

Fence/Gate Shapes

Enhance your property's security and curb appeal with our premium selection of fence and gate shapes. Choose the perfect shape to reflect your style and protect what matters most.



H Post Stiffener

Part Number	Description A x B	Weight per Ft
S-16-63-00039	5 x 5 x 0.075 (8')	1.320
S-16-63-00040	5 x 5 x 0.075 (9')	1.320
S-28-63-00524	5 x 5 x 0.075 (24')	1.320
S-16-63-00036	5 x 5 x 0.090 (8')	1.640
S-16-63-00037	5 x 5 x 0.090 (9')	1.640


Part Number	Description
S-16-63-00026	0.938 x 3.5 Tongue & Groove Starter 24' MF 6063T6



Part Number	Description
S-16-63-00027	0.938 x 3.5 Tongue & Groove Slat 24' MF 6063T6



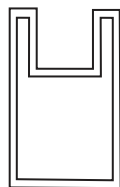
Part Number	Description
S-16-63-00030	4.665x.075 Fence L-Bracket 8' MF 6063T6




Part Number	Description
S-16-63-00028	0.938 x 6 Tongue & Groove Slat 24' MF 6063T6



Part Number	Description
S-16-63-00025	2 x 3 Rectangular Post Frame 24' MF 6063T6



Part Number	Description
S-16-63-00029	1x4 Tongue & Groove Slat 21' MF 6063T6

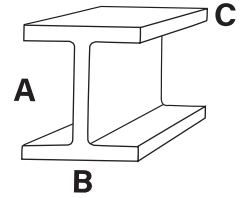


Part Number	Description
S-16-63-00042	2 x 6 Rectangular Post Frame 24' MF 6063T6



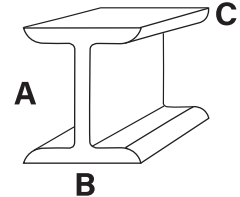
I-Beams - 6061-T6 B 25' Length Structural Aluminum Association

Part Number	Description A x B x C	Length	Weight per Ft
Mill Order	3 x 2.5 x 0.20	25'	1.637
Mill Order	3 x 2.5 x 0.26	25'	2.030
Mill Order	4 x 3 x 0.23	25'	2.331
Mill Order	4 x 3 x 0.29	25'	2.793
Mill Order	5 x 3.5 x 0.32	25'	3.700
S-21-61-00013	6 x 4.0 x 0.290	25'	4.112
S-21-61-00003	6 x 4 x 0.210/0.350	11'	4.700
Mill Order	6 x 4 x 0.35	25'	4.700
Mill Order	7 x 4.5 x 0.38	25'	5.800
S-21-61-00004	8 x 5 x 0.230/0.350	12'6"	6.181
Mill Order	8 x 5 x 0.35	25'	6.181
S-21-61-00005	8 x 5 x 0.250/0.410	12'6"	7.023
S-21-61-00014	8 x 5 x 0.410/0.250	25'	7.166
Mill Order	9 x 5.5 x 0.44	25'	8.360
S-21-61-00006	10 x 6 x 0.250/0.410	14'	8.646
S-21-61-00015	10 x 6 x 0.250/0.410	25'	8.646
S-21-61-00007	10 x 6 x 0.290/0.500	16'	10.286
Mill Order	10 x 6 x 0.50	25'	10.286
S-21-61-00016	12 x 7 x 0.290/0.470	16'	11.671
Mill Order	12 x 7 x 0.47	25'	11.672
Mill Order	12 x 7 x 0.62	25'	14.292



I-Beams - 6061-T6 B 25' Length Structural American Standard

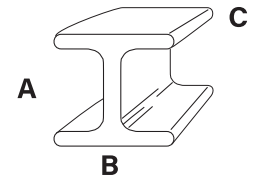
Part Number	Description A x B x C	Length	Weight per Ft
Mill Order	3 x 2.330 x 0.170	25'	1.944
Mill Order	3 x 2.509 x 0.349	25'	2.670
Mill Order	4 x 2.660 x 0.190	25'	2.642
Mill Order	4 x 2.796 x 0.326	25'	3.373
Mill Order	5 x 3.000 x 0.210	25'	3.508
Mill Order	5 x 3.284 x 0.494	25'	5.250
Mill Order	6 x 3.330 x 0.230	25'	4.421
Mill Order	6 x 3.443 x 0.343	25'	5.220
Mill Order	6 x 3.565 x 0.465	25'	6.072
Mill Order	7 x 3.755 x 0.345	25'	6.230
Mill Order	8 x 4.000 x 0.270	25'	6.510
Mill Order	8 x 4.171 x 0.441	25'	8.124
Mill Order	10 x 4.660 x 0.310	25'	8.981
Mill Order	10 x 4.944 x 0.594	25'	12.450
Mill Order	12 x 5.000 x 0.350	25'	11.220
Mill Order	12 x 5.355 x 0.565	25'	15.874



HVAC I-Beam

Part Number	Description A x B x C	Length	Weight per Ft
S-21-61-00009	3 x 1.375 x 2.500	18'	0.996
S-21-61-00010	3 x 1.375 x 2.500	16'	0.996
S-21-61-00011	3 x 1.375 x 2.500	30'	0.996

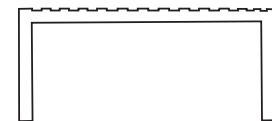
Aluminum Boat Trailer I-Beams 6061-T6 B



Part Number	Description A x B	Length	Weight per Ft
S-20-61-00001	3 x 2-1/2 x 260/150	20'	2.040
S-20-61-00002	3 x 2-1/2 x 260/150	25'	2.040
S-20-61-00003	4-1/2 x 3 x 175/260	16'	2.710
Mill Order	4-1/2 x 3 x 175/260	17'	2.710
S-20-61-00005	4-1/2 x 3 x 175/260	18'	2.710
S-20-61-00007	4-1/2 x 3 x 175/260	18'6"	2.710
S-20-61-00008	4-1/2 x 3 x 175/260	20'	2.710
S-20-61-00011	4-1/2 x 3 x 175/260	22'	2.710
S-20-61-00009	4-1/2 x 3 x 175/260	30'	2.710
S-20-61-00013	5-1/2 x 3-1/2 x 195/290	18'	3.522
S-20-61-00014	5-1/2 x 3-1/2 x 195/290	19'	3.522
S-20-61-00015	5-1/2 x 3-1/2 x 195/290	20'	3.522
S-20-61-00016	5-1/2 x 3-1/2 x 195/290	21'	3.520
S-20-61-00017	5-1/2 x 3-1/2 x 290/195	22'	3.520
S-20-61-00018	5-1/2 x 3-1/2 x 195/290	23'	3.520
S-20-61-00019	5-1/2 x 3-1/2 x 195/290	25'	3.520
S-20-61-00020	6-1/2 x 4 x 220/310	23'	4.560
S-20-61-00021	6-1/2 x 4 x 220/310	25'	4.560
S-20-61-00022	6-1/2 x 4 x 220/310	27'	4.560
S-20-61-00023	6-1/2 x 4 x 220/310	28'	4.560
S-20-61-00024	6-1/2 x 4 x 220/320	30'	4.560
S-20-61-00031	7-1/2 x 4-3/8 x 230/350	25'	5.580
S-20-61-00025	7-1/2 x 4-3/8 x 230/350	27'	5.580
S-20-61-00026	7-1/2 x 4-3/8 x 230/350	28'	5.580
S-20-61-00027	7-1/2 x 4-3/8 x 230/350	30'	5.580
S-20-61-00028	7-1/2 x 4-3/8 x 230/350	32'	5.580
S-20-61-00029	7-1/2 x 4-3/8 x 230/350	35'	5.580
S-20-61-00030	7-1/2 x 4-3/8 x 230/350	38'	5.580
S-20-61-00040	8 x 5 x 0.410/0.300	30'	7.080
S-20-61-00032	8 x 5 x 0.410/0.300	35'	7.080
S-20-61-00033	8 x 5 x 0.410/0.300	40'	7.080

Knurled Step Pad 6061-T6

Part Number	Description	Weight per Ft
S-20-61-00037	4 x 2 Knurled Step Pad 12' MF 6061T6	1.586



Cross Member 6061-T6

Part Number	Description	Weight per Ft
S-20-63-00034	3 x 3/16 Bent 72" Miter Cut & Holes MF 6063T6	2.647
S-20-63-00035	3 x 1/4 Bent 72" Miter Cut & Holes MF 6063T6	3.393
S-20-63-00036	3 x 1/4 Bent 80" Miter Cut & Holes MF 6063T6	3.393

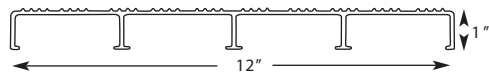


Dock Shapes



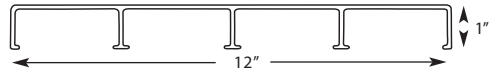
S-23-05-00005 12" Knurled Deck Flooring MF 24'1" 6005A-T6

Weight per Ft
2.11



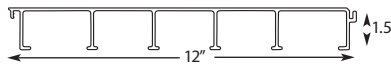
S-23-05-00006 12" Deck Flooring No Knurling 24'1" MF 6105T5

Weight per Ft
2.11



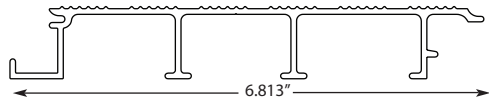
S-23-63-00007 12" x 1-1/2" SelfMating Deck MF 6063T6 24'1" (No Knurl)

Weight per Ft
2.847



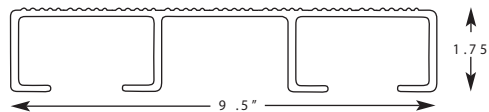
S-23-05-00019 Interlocking Deck Panel 24'1" 6005A MF

Weight per Ft
1.759



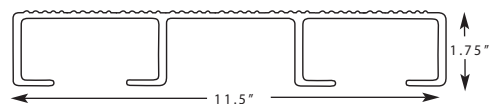
S-30-63-00002 9.5" Bleacher Plank 21' MF 6063T6

Weight per Ft
1.912



S-30-63-00004 11.50" x 1.75 Bleacher Plank MF 6063T6 (20')
S-30-63-00005 11.50" x 1.75 Bleacher Plank 24' MF 6063T6

Weight per Ft
2.13

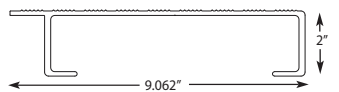


S-23-61-00030 9" Side Beam w/lip 20' MF 6061T6

S-23-61-00019 9" Side Beam w/lip 28' MF 6061T6

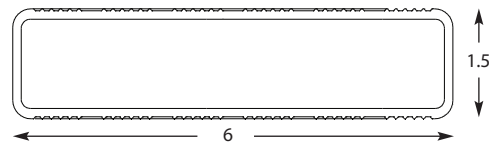
S-23-61-00013 9" Side Beam w/lip 32' MF 6061T6

Weight per Ft
2.678



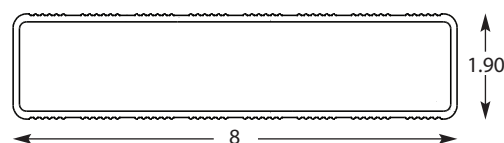
S-23-61-00015 6 x 1-1/2 Rect Tube w/ Serration 32' MF 6061T6

Weight per Ft
2.02



S-23-61-00016 8 x 1.90 Rect Tube w/ Serrations 32' MF 6061T6

Weight per Ft
2.72



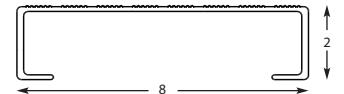
S-23-61-00018 8 x 2 Dock Support Beam MF 6061T6 (20')

S-23-61-00019 8 x 2 Dock Support Beam MF 6061T6 (25')

S-23-61-00020 8 x 2 Dock Support Beam MF 6061T6 (28')

S-23-61-00014 8 x 2 Dock Support Beam MF 6061T6 (32')

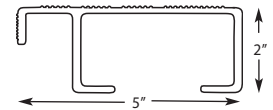
Weight per Ft
2.34



S-23-61-00010 5" Side Beam w/Lip MF 20' 6061T6

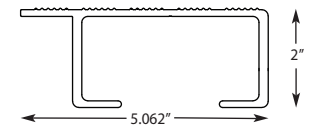
S-23-61-00011 5" Side Beam w/Lip MF 28' 6061T6

Weight per Ft
2.19



S-23-61-00004 5.062" Side Beam w/o Lip MF 28' 6061T6

Weight per Ft
1.984



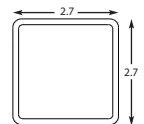
S-23-61-00012 Dock Connector MF 12' 6061T6

Weight per Ft
2.50



S-09-61-00066 2.7" Square Tube

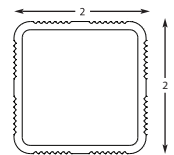
Weight per Ft
2.19



S-23-05-00001 2 x 0.125 Serrated Square Tube 30' MF 6005T6

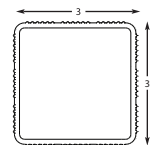
S-23-05-00003 2 x 0.125 Serrated Square Tube 32' MF 6005AT61

Weight per Ft
0.99



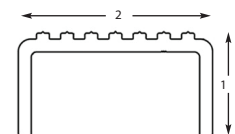
S-23-05-00002 3 x 0.125 Serrated Square Tube 20' MF 6005T6

Weight per Ft
1.79



S-02-58-00014 2 x 1 Ladder Rung 6005T5 20'

Weight per Ft
0.592



Patio Furniture

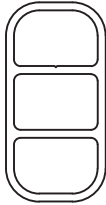
Premium Materials for Manufacturers

American Metals supplies high-quality aluminum components trusted by leading patio furniture makers. Our materials offer superior corrosion resistance, strength, and finish compatibility—ideal for creating long-lasting, weather-resistant outdoor furniture.



Part Number
S-28-63-00663
Weight per Ft
0.376

Description
New Furn Arm -
1.50 x 0.750 x 0.060 24' MF 6063T52



Part Number
S-28-63-00667
Weight per Ft
0.466

Description
Large Triple Hollow 24' MF 6063T52



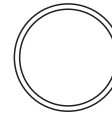
Part Number
S-28-63-00664
Weight per Ft
0.373

Description
1.75 x 0.500 x 0.065
Triple Mandrel 24' MF 6063T52



Part Number
S-29-63-00002
Weight per Ft
0.278

Description
1-1/4 x 0.063 Round Tube 24' MF 6063T52



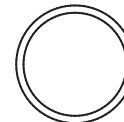
Part Number
S-28-63-00665
Weight per Ft
0.224

Description
1.51 x 0.505 x 0.100
Rim Stock 24' MF 6060T52



Part Number
S-11-60-00050
Weight per Ft
0.22

Description
1 x 0.062 Round Tube 24' MF 6060T6



Part Number
S-28-63-00666
Weight per Ft
0.49

Description
0.881 x 1.130 x 0.073
Sling Tube 24' MF 6063T52



Aluminum Sheet & Plate 3003H14 Alloy















Part Number	Description A x B	Weight per Ft
S-18-03-00001	0.025 x 48 x 120	0.360
S-18-03-00002	0.032 x 48 x 96	0.460
S-18-03-00003	0.032 x 48 x 120	0.460
S-18-03-00004	0.032 x 48 x 144	0.460
S-18-03-00005	0.040 x 48 x 96	0.570
S-18-03-00006	0.040 x 48 x 120	0.570
S-18-03-00007	0.050 x 48 x 96	0.710
S-18-03-00008	0.050 x 48 x 120	0.710
S-18-03-00009	0.050 x 60 x 120	0.713
S-18-52-00049	0.050 x 48 x 144	0.713
S-18-03-00010	0.063 x 48 x 96	0.900
S-18-03-00011	0.063 x 48 x 120	0.900
S-18-03-00012	0.063 x 48 x 144	0.900
S-18-03-00013	0.063 x 60 x 120	0.900
S-18-03-00014	0.063 x 60 x 144	0.900
S-18-03-00015	0.080 x 48 x 96	1.140
S-18-03-00016	0.080 x 48 x 120	1.140
S-18-03-00017	0.080 x 48 x 144	1.140
S-18-03-00018	0.080 x 60 x 120	1.140
S-18-03-00019	0.080 x 60 x 144	1.140
S-18-03-00020	0.080 x 60 x 96	1.140
S-18-03-00021	0.080 x 72 x 144	1.140
S-18-03-00022	0.090 x 48 x 96	1.280
S-18-03-00023	0.090 x 48 x 120	1.280
S-18-03-00027	0.090 x 48 x 144	1.280
S-18-03-00024	0.090 x 60 x 96	1.280
S-18-03-00025	0.090 x 60 x 120	1.280
S-18-03-00026	0.090 x 60 x 144	1.280
S-18-03-00028	0.090 x 72 x 144	1.280
S-18-03-00029	0.125 x 48 x 96	1.780
S-18-03-00030	0.125 x 48 x 120	1.780
S-18-03-00031	0.125 x 48 x 144	1.780
S-18-03-00032	0.125 x 60 x 120	1.820
S-18-03-00033	0.125 x 60 x 144	1.780
S-18-03-00035	0.125 x 72 x 120	1.780
S-18-03-00034	0.125 x 72 x 144	1.780
S-18-03-00036	0.190 x 48 x 96	2.740
S-18-03-00037	0.190 x 48 x 120	2.740
S-18-03-00039	0.190 x 60 x 120	2.738
S-18-03-00038	0.190 x 60 x 144	2.709
S-18-03-00041	0.250 x 48 x 96	3.600
S-18-03-00040	0.250 x 48 x 120	3.600
S-18-03-00042	0.250 x 48 x 144	3.600
S-18-03-00043	0.250 x 60 x 120	3.600
S-18-52-00086	0.250 x 60 x 144	3.600
S-18-52-00109	0.040 x 48 x 96	0.560
S-18-52-00044	0.040 x 48 x 96	0.560
S-18-52-00045	0.040 x 48 x 120	0.560

Aluminum Sheet & Plate 5052 H32 Alloy















Part Number	Description A x B	Weight per Ft
S-18-52-00046	0.040 x 48 x 144	0.560
S-18-52-00047	0.050 x 48 x 96	0.700
S-18-52-00100	0.050 x 48 x 96	0.700
S-18-52-00048	0.050 x 48 x 120	0.700
S-18-52-00049	0.050 x 48 x 144	0.700
S-18-52-00050	0.063 x 48 x 96	0.880
S-18-52-00051	0.063 x 48 x 120	0.880
S-18-52-00052	0.063 x 48 x 144	0.880
S-18-52-00108	0.063 x 60 x 96	0.88
S-18-52-00053	0.063 x 60 x 120	0.880
S-18-52-00054	0.063 x 60 x 144	0.900
S-18-52-00055	0.080 x 48 x 96	1.120
S-18-52-00056	0.080 x 48 x 120	1.120
S-18-52-00057	0.080 x 48 x 144	1.120
S-18-52-00058	0.080 x 72 x 144	1.120
S-18-52-00059	0.080 x 60 x 120	1.120
S-18-52-00060	0.080 x 60 x 144	1.120
S-18-52-00062	0.090 x 48 x 96	1.260
S-18-52-00061	0.090 x 48 x 120	1.260
S-18-52-00063	0.090 x 48 x 144	1.260
S-18-52-00065	0.090 x 60 x 120	1.260
S-18-52-00066	0.090 x 60 x 144	1.260
S-18-52-00068	0.090 x 72 x 144	1.260
S-18-52-00067	0.100 x 48 x 120	1.400
S-18-52-00069	0.125 x 48 x 96	1.750
S-18-52-00070	0.125 x 48 x 120	1.750
S-18-52-00071	0.125 x 48 x 144	1.750
S-18-52-00072	0.125 x 60 x 96	1.750
S-18-52-00073	0.125 x 60 x 120	1.750
S-18-52-00074	0.125 x 60 x 144	1.760
S-18-52-00094	0.125 x 72 x 120	1.750
S-18-52-00075	0.125 x 72 x 144	1.750
S-18-52-00076	0.190 x 48 x 96	2.660
S-18-52-00077	0.190 x 48 x 120	2.660
S-18-52-00078	0.190 x 48 x 144	2.660
S-18-52-00079	0.190 x 60 x 120	2.650
S-18-52-00080	0.190 x 60 x 144	2.650
S-18-52-00081	0.190 x 72 x 144	2.650
S-18-52-00082	0.250 x 48 x 96	3.490
S-18-52-00083	0.250 x 48 x 120	3.490
S-18-52-00084	0.250 x 48 x 144	3.510
S-18-52-00085	0.250 x 60 x 120	3.510
S-18-52-00086	0.250 x 60 x 144	3.510
S-18-52-00087	0.250 x 72 x 144	3.390
S-18-52-00088	0.375 x 48 x 96	5.400
S-18-52-00089	0.375 x 48 x 144	5.400
S-18-52-00092	0.500 x 48 x 96	7.040
S-18-52-00093	0.500 x 48 x 144	7.040
S-18-52-00090	0.500 x 60 x 144	7.040



Painted Aluminum


Part Number	Description	Weight per Sq Ft	Available Colors	
				
S-32-05-00011	0.032 x 48 x 96 Pnt Sheet White/White	0.460		
S-32-05-00012	0.032 x 48 x 96 Pnt Sheet White/White w/PVC	0.461		
S-32-05-00013	0.032 x 48 x 120 Pnt Sheet White/White	0.460		
S-32-05-00014	0.032 x 48 x 120 Pnt Sht White/White w/PVC	0.461		
S-32-05-00015	0.032 x 48 x 120 Pnt Sheet Bronze/White	0.460		
S-32-05-00016	0.032 x 48 x 120 Pnt Sheet Royal Brown/White	0.460		
S-32-05-00078	0.032 x 48 x 120 Matte BLACK/Matte White PVC BLACK SIDE	0.463		
S-32-05-00017	0.032 x 48 x 144 Pnt Sheet White/White	0.460		
S-32-05-00018	0.032 x 48 x 144 Pnt Sheet Bronze/White	0.460		
S-32-05-00069	0.032 x 49 x 96 Pnt Sheet White/Wash	0.420		
S-32-05-00070	0.032 x 49 x 120 Pnt Sheet White/Wash	0.420		
S-32-05-00019	0.040 x 48 x 96 Pnt Sheet White/White	0.580		
S-32-05-00020	0.040 x 48 x 96 Pnt Sheet White/White W/Pvc	0.577		
S-32-05-00021	0.040 x 48 x 96 Pnt Sheet Bronze/White w/ PVC	0.580		
S-32-05-00030	0.040 x 48 x 120 Pnt Sheet Yellow/Yellow w/PVC	0.580		
S-32-05-00035	0.040 x 48 x 120 Pnt Sheet Chevron Blue/White W/Pvc	0.580		
S-32-05-00024	0.040 x 48 x 120 Pnt Sheet White/White	0.580		
S-32-05-00025	0.040 x 48 x 120 Pnt Sheet White/White W/Pvc	0.576		
S-32-05-00028	0.040 x 48 x 120 Pnt Sheet Bronze/White	0.580		
S-32-05-00066	0.040 x 48 x 120 Pnt Sheet Matte Black/Matte White PVC Black Si	0.570		
S-32-05-00032	0.040 x 48 x 120 Pnt Sheet Red/White W/Pvc	0.580		
A-32-05-00083	0.040 x 48 x 120 Ptd Sheet Pepsi Blue/White w/pvc	0.580		
S-32-05-00026	0.040 x 48 x 120 Gloss Black/ Gloss White	0.580		
S-32-05-00031	0.040 x 48 x 120 Pnt Sheet Gloss Black/Gloss Black PVC 2 Sides	0.580		
S-32-05-00668	0.040 x 48 x 120 Pnt Sheet Gloss Black/Gloss Black - NO PVC	0.580		
S-32-05-00033	0.040 x 48 x 120 Ptd Sheet Yellow/White W/Pvc	0.580		
S-32-05-00034	0.040 x 48 x 120 Pnt Sheet Orange/White W/Pvc	0.580		
S-32-05-00036	0.040 x 48 x 120 Ptd Sheet Ivy Green/White (PVC on Green)	0.580		
S-32-00-00079	0.040 x 48 x 120 Chevron Blue/Chevron Blue w/ PVC	0.580		
S-32-05-00022	0.040 x 48 x 120 Pnt Sheet Light Gray/Dark Gray W/PVC	0.576		
S-32-05-00035	0.040 x 48 x 120 Pnt Sheet Chevron Blue/White W/Pvc	0.576		

Painted Aluminum

Part Number	Description A x B	Weight per Sq Ft	Available Colors	
				
S-32-05-00061	0.040 x 48 x 120 Pnt Sheet Shell Gray/Light Gray W/PVC	0.576		
S-32-05-00072	0.040 x 48 x 120 Pntd Sheet SILVER Metallic/White	0.576		
S-32-05-00037	0.040 x 48 x 144 Pnt Sheet White/White	0.580		
S-32-05-00040	0.040 x 48 x 144 Pnt Sheet White/White W/Pvc	0.576		
S-32-05-00041	0.040 x 48 x 144 Pnt Sheet Bronze/White	0.580		
S-32-05-00042	0.040 x 49 x 96 Ptd Sheet White/White	0.570		
S-32-05-00043	0.040 x 49 x 120 Pnt Sheet White/White	0.570		
S-32-05-00038	0.040 x 49 x 144 Pnt Sheet White/White	0.580		
S-32-05-00062	0.040 x 60 x 120 White/White w/PVC	0.580		
S-32-05-00064	0.040 x 60 x 144 Pnt Sheet Wht/Wht w/PVC	0.576		
S-32-05-00046	0.050 x 48 x 96 Pnt Sheet White/White	0.720		
S-32-05-00047	0.050 x 48 x 96 Pnt Sheet White/White w/PVC	0.72		
S-32-05-00044	0.050 x 48 x 120 Pnt Sheet White/White	0.720		
S-32-05-00045	0.050 x 48 x 120 Pnt Sheet White/White w/PVC	0.72		
S-32-05-00048	0.050 x 48 x 120 Pnt Sheet Gloss Black/White w/PVC	0.720		
S-32-05-00051	0.063 x 48 x 144 Pnt Sheet White/White w/PVC	0.910		
S-32-05-00049	0.063 x 48 x 96 Pnt Sheet White/White W/Pvc	0.907		
S-32-05-00052	0.063 x 48 x 96 Pnt Sheet White/White	0.910		
S-32-05-00054	0.063 x 48 x 120 Pnt Sheet White/White W/ Pvc	0.907		
S-32-05-00068	0.063 x 48 x 120 Pnt Sheet White/White W/ Clear Pvc	0.91		
S-32-05-00053	0.063 x 48 x 120 Pnt Sheet White/White	0.910		
S-32-05-00055	0.063 x 48 x 120 Matte Black/White w/CLEAR PVC Both Sides	0.910		
S-32-05-00056	0.063 x 48 x 120 Pnt Sheet Gloss Black/Gloss White w/PVC	0.910		
S-32-05-00071	0.063 x 48 x 120 Pnt Sheet Bronze/White	0.910		
S-32-05-00065	0.063 x 60 x 120 Pnt Sheet White/White w/PVC	0.910		
S-32-05-00067	0.063 x 60 x 144 Pnt Sheet White/White w/PVC	0.907		
S-32-05-00057	0.080 x 48 x 96 Pnt Sheet White/White w/PVC	1.141		
S-32-05-00058	0.080 x 48 x 120 Pnt Sheet White/ White W/PVC	1.140		
S-32-05-00059	0.080 X 48 X 144 Pnt Sheet White/White W/Pvc	1.140		

3003H22 / 4017H22 Tread Brite

Part Number	Description A x B	Alloy/ Temper	Weight per Sq Ft
S-31-03-00001	0.025 x 48 x 96	3003H24	0.340
S-31-03-00002	0.025 x 48 x 120	3003H24	0.340
S-31-03-00003	0.063 x 48 x 96		1.070
S-31-17-00004	0.063 x 48 x 96	4017H22	1.070
S-31-03-00005	0.063 x 48 x 120		1.070
S-31-17-00006	0.063 x 48 x 120	4017H22	1.070
S-31-03-00007	0.063 x 48 x 144		1.070
S-31-17-00008	0.063 x 48 x 144	4017H22	1.070
S-31-03-00009	0.063 x 48 x 192		1.070
S-31-17-00010	0.063 x 48 x 192		1.070
S-31-03-00011	0.080 x 48 x 96		1.300
S-31-17-00012	0.080 x 48 x 96	4017H22	1.300
S-31-17-00013	0.080 x 48 x 144	4017H22	1.300
S-31-03-00013	0.080 x 48 x 144		1.300
S-31-03-00014	0.080 x 48 x 192		1.300
S-31-03-00015	0.100 x 48 x 96		1.600
S-31-17-00016	0.100 x 48 x 96		1.600
S-31-03-00017	0.100 x 48 x 144		1.600
S-31-17-00018	0.100 x 48 x 144	4017H22	1.600
S-31-03-00019	0.100 x 48 x 192		1.600
S-31-03-00022	0.125 x 48 x 96		2.000
S-31-03-00020	0.125 x 48 x 120		2.000
S-31-17-00021	0.125 x 48 x 120	4017H22	2.000
S-31-17-00023	0.125 x 48 x 96	4017H22	1.920
S-31-03-00024	0.125 x 48 x 144		2.000
S-31-17-00025	0.125 x 48 x 144		2.000
S-31-03-00026	0.125 x 48 x 192		2.000
S-31-17-00027	0.125 x 48 x 192	4017H22	2.000
S-31-03-00029	0.125 x 60 x 144		2.000
S-31-17-00030	0.125 x 60 x 144		2.000
S-31-03-00031	0.190 x 48 x 96		3.000
S-31-17-00032	0.190 x 48 x 96	4017H22	3.000
S-31-03-00033	0.190 x 48 x 120		3.000
S-31-17-00034	0.190 x 48 x 120	4017H22	3.000
S-31-03-00035	0.190 x 48 x 144		3.000
S-31-03-00037	0.190 x 48 x 192		3.000
S-31-03-00036	0.190 x 60 x 120		3.000
S-31-17-00036	0.190 x 60 x 144		3.000
S-31-03-00034	0.190 x 60 x 144		3.000
S-31-03-00038	0.250 x 48 x 96		3.910
S-31-17-00039	0.250 x 48 x 96	4017H22	3.906
S-31-03-00040	0.250 x 48 x 120		3.906
S-31-03-00041	0.250 x 48 x 192		3.910




6061 Tread Plate

Part Number	Description A x B x C	Weight per Sq Ft
Mill Order	0.125 x 48 x 192	1.953
S-31-61-00042	0.250 x 48 x 96	3.906
S-31-61-00043	0.250 x 48 x 192	3.906
S-31-61-00044	0.375 x 48 x 192	5.541




6061-T6 Plate

Part Number	Description A x B x C	Weight Per Sheet
Mill Order	0.090 x 48 x 144	62.00
S-18-61-00094	0.125 x 48 x 96	56.45
Mill Order	0.125 x 48 x 144	84.67
Mill Order	0.190 x 48 x 144	128.69
S-18-61-00095	0.250 x 48.5 x 96.5	112.89
S-18-61-00096	0.250 x 48.5 x 144.5	169.34
Mill Order	0.250 x 60.5 x 144.5	214.18
Mill Order	0.375 x 48.5 x 144.5	343.40
S-18-61-00099	0.500 x 48.5 x 144.5	257.55
Mill Order	0.750 x 48.5 x 144.5	515.11
Mill Order	1 x 48.5 x 144.5	708.00



5005 Flattened Expanded

Part Number	Description A x B	Weight per sq ft
S-18-03-00102	1/2 x 0.081 48 x 96 3003H14	0.380
S-18-03-00103	1/2 x 0.081 48 x 120 3003H14	0.380
S-18-03-00101	3/4" #9 0.125 x 48 x 96	0.620
S-18-03-00104	3/4" #9 0.125 x 48 x 120	0.620




Anodize 5005 w/PVC

Part Number	Description A x B x C	Weight per sq ft
S-33-05-00001	0.032 x 48 x 120 Clear	0.460
S-33-05-00002	0.032 x 48 x 144 Clear	0.460
S-33-05-00004	0.040 x 48 x 120 Clear	0.570
S-33-05-00005	0.040 x 48 x 120 Dark Bronze	0.570
S-33-05-00006	0.040 x 48 x 120 Black	0.570
S-33-05-00007	0.040 x 48 x 120 Extra Dark Bronze	0.030
S-33-05-00010	0.040 x 48 x 144 Clear	0.570
S-33-05-00012	0.040 x 48 x 144 Dark Bronze	0.570
S-33-05-00016	0.063 x 48 x 120 Clear	0.920
S-33-05-00017	0.063 x 48 x 144 Clear	0.920
S-33-05-00018	0.063 x 48 x 120 Dk Bronze	0.910
S-33-05-0001	0.063 x 48 x 144 Bronze	0.920


Check Out Our Online Listings For More Information.

INDUSTRIAL CATALOG (Available Online)


- Angle
- Awning / Architectural Shapes
- Channel
- Dock Shapes
- DOT Extrusions
- Fence Gate Shapes
- I-Beam/Boat Trailer
- Patio Furniture
- Pipe
- Rods/Bars
- Sheet/Plate/Treadbrite
- Sign Frames/Raceways
- Top Caps/Railings
- Tube
- Walkway Cover Shapes




ANGLE



AWNING / ARCHITECTURAL SHAPES




CHANNEL




DOCK SHAPES




DOT EXTRUSIONS



FENCE GATE SHAPES



I-BEAM/BOAT TRAILER




PATIO FURNITURE



PIPE



RODS/BARS




SHEET/PLATE/TREADBRITE




SIGN FRAMES/RACEWAYS



TOP CAPS/RAILINGS




TUBE



WALKWAY COVER SHAPES

PATIO CATALOG (Available Online)

- Patio Extrusion
- Gutter Accessories
- Casting, Angles & Flat Bar
- Doors
- Door Hardware
- Elite Panels
- Screen
- Cable Ties, Caulk, Paint & Roll Form
- Hardware
- Caps, Plates & Railings




PATIO EXTRUSION



GUTTER ACCESSORIES




CASTING, ANGLES & FLAT BAR



DOORS



DOOR HARDWARE



ELITE PANELS



SCREEN



CABLE TIES, CAULK, PAINT & ROLL FORM



HARDWARE



CAPS, PLATES & RAILINGS



To Our Valued Customers,

American Metals Supply, LLC. is a growing Metals Distributor located in Tampa, FL who specializes on Aluminum Extrusions, both standard and custom, as well as Aluminum Sheet and light plate. In addition, we also stock Stainless Steel.

American Metals Supply, LLC. was formed by a highly experienced group with many years of exposure to the Florida Aluminum Market. We have developed systems and controls to ensure that your material requirements are met as agreed. We take our pride in "doing what we say."

Our goal is to provide excellent service and quality at a fair price. We also strive to provide flexibility in order to meet our customer's needs.

This catalog is a guide to the products currently stocked. However, our inventory is continuously growing. If you need a product not listed in our catalog, please call us for your current availability.

Call and let us service your needs! Allow us to show you how our many years of experience, quality, wide variety of inventory and excellent on-time delivery can service your needs

We appreciate the opportunity to serve you. We will work hard today and continue our never ending quest for improvement so that we can continue to earn your business in the future!

Thank you,

All Employees of American Metals Supply, LLC.

Extrusion
1/2x1 Open Back

600005 1/2x1x.045 OBS 24' White
610005 1/2x1x.045 OBS 24' Bronze

1/2x2 Open Back

600000 1/2x2x.045 OBS 24' White
610000 1/2x2x.045 OBS 24' Bronze

1x2 Open Back


610001 1x2x.040 OBS FS 19'6" Bronze
600003 1x2x.040 OBS FS 21' White
610003 1x2x.040 OBS FS 21' Bronze
600004 1x2x.040 OBS FS 24' White
610004 1x2x.040 OBS FS 24' Bronze
600009 1x2x.040 OBS FS 30' White
610009 1x2x.040 OBS FS 30' Bronze

1x3 Open Back

600035 1x3x.044 OBS FS 24' White
610035 1x3x.044 OBS FS 24' Bronze
600036 1x3x.044 OBS FS 30' White
610036 1x3x.044 OBS FS 30' Bronze

2x2 Hollow

600012 2x2x.040 HS FS 19'6" White
610012 2x2x.040 HS FS 19'6" Bronze
600013 2x2x.040 HS FS 21' White
610013 2x2x.040 HS FS 21' Bronze
600014 2x2x.040 HS FS 24' White
610014 2x2x.040 HS FS 24' Bronze
600019 2x2x.040 HS FS 30' White
610019 2x2x.040 HS FS 30' Bronze



Extrusion

1x2 Self Mating Snap FS-

600109 1x2x.045 SMS 25' White
610109 1X2x.045 SMS 25' Bronze

1x3 Self Mating Snap FS-

610113 1x3x.045 SMS 20' Bronze
600114 1x3x.045 SMS 25' White
610114 1X3x.045 SMS 25' Bronze

1x4 Self Mating Snap FS-


600134 1x4x.045 SMS 25' White
610134 1x4x.045 SMS 25' Bronze

1x2 Female Perimeter Snap-

600025 1x2x.044 Female Snap 24' White
610025 1X2x.044 Female Snap 24' Bronze

2x2 Male Perimeter Snap-

600030 2x2x.044 Male Snap 24' White
610030 2X2x.044 Male Snap 24' Bronze



Extrusion

2x.093" Square Tube:

- 95142 2x.093 Square Tube 26' White
- 95143 2x.093 Square Tube 26' Bronze

3x.093" Square Tube:

- 600330 3x.093 Square Tube 24' White
- 610330 3x.093 Square Tube 24' Bronze
- 600335 3x.093 Square Tube 30' White
- 610335 3x.093 Square Tube 30' Bronze

3x.125" Square Tube:


- 600340 3x.125 Square Tube 24' White
- 610340 3x.125 Square Tube 24' Bronze
- 600345 3x.125 Square Tube 30' White
- 610345 3x.125 Square Tube 30' Bronze

4x.125" Square Tube:

- 600342 4x.125 Square Tube 24' White
- 610342 4x.125 Square Tube 24' Bronze
- 600347 4x.125 Square Tube 30' White
- 610347 4x.125 Square Tube 30' Bronze

6x.125" Square Tube:

- S-24-63-00066 6x.125 Square Post White 24' 6063T52
- S-24-63-00067 6x.125 Square Post White 30' 6063T52
- S-24-63-00228 6x.125 Square Post Bronze 24' 6063T52
- S-24-63-00229 6x.125 Square Post Bronze 30' 6063T52



Extrusion
2x3 Post

610041	2x3x.045 Post FS 21' Bronze
600040	2x3x.045 Post FS 24' White
610040	2x3x.045 Post FS 24' Bronze
600045	2x3x.045 Post FS 30' White
610045	2x3x.045 Post FS 30' Bronze

2x3 Special Post

600050	2x3x.045 Post Special 24' White
610050	2x3x.045 Post Special 24' Bronze
600055	2x3x.045 Post Special 30' White
610055	2x3x.045 Post Special 30' Bronze

3x2 Post

600060	3x2x.045 Post 24' White
610060	3x2x.045 Post 24' Bronze
600065	3x2x.045 Post 30' White
610065	3x2x.045 Post 30' Bronze

3x3 Special Post

600092	3x3x.045 Special Post 24' White
610092	3x3x.045 Special Post 24' Bronze
600094	3x3x.045 Special Post 30' White
610094	3x3x.045 Special Post 30' Bronze

4x4 2 Spline


610088	4x.125 Post w/2SPG 24' Bronze
600089	4x.125 Post w/2SPG 30' White
610089	4x.125 Post w/2SPG 30' Bronze

4x4 3 Spline

600096	4x.125 Post w/3SPG 24' White
610096	4x.125 Post w/3SPG 24' Bronze
600098	4x.125 Post w/3SPG 30' White
610098	4x.125 Post w/3SPG 30' Bronze

6x6 3 Spline

600070	6x.125 Post w/3SPG 24' White
610070	6x.125 Post w/3SPG 24' Bronze
600099	6x.125 Post w/3SPG 30' White
610099	6x.125 Post w/3SPG 30' Bronze



Extrusion

3x.045 Extruded Header

600320	3x.045 Ext Header 24' White
610320	3x.045 Ext Header 24' Bronze
600325	3x.045 Ext Header 30' White
610325	3x.045 Ext Header 30' Bronze

2x4x.050 Post


600080	2x4x.050 Post 24' White
610080	2x4x.050 Post 24' Bronze
600085	2x4x.050 Post 30' White
610085	2x4x.050 Post 30' Bronze

2x5x.050 Post

600082	2x5x.050 Post 24' White
610082	2x5x.050 Post 24' Bronze
600087	2x5x.050 Post 30' White
610087	2x5x.050 Post 30' Bronze

Scallop Tube

600350	3" Scallop Tube 8' White
610350	3" Scallop Tube 8' Bronze
600351	3" Scallop Tube 9' White
610351	3" Scallop Tube 9' Bronze
600352	3" Scallop Tube 10' White
610352	3" Scallop Tube 10' Bronze
600353	3" Scallop Tube 24' White
610353	3" Scallop Tube 24' Bronze
600354	3" Scallop Tube 30' White
610354	3" Scallop Tube 30' Bronze



Extrusion

E-Gutter

600220	E-Gutter 24' White
610220	E-Gutter 24' Bronze
600225	E-Gutter 30' White
610225	E-Gutter 30' Bronze

E-Fascia

600260	E-Fascia 27' White
610260	E-Fascia 27' Bronze

5" Super Gutter


600230	5" Super Gutter 24' White
610230	5" Super Gutter 24' Bronze
600235	5" Super Gutter 30' White
610235	5" Super Gutter 30' Bronze
610236	5" Super Gutter 36' Bronze
600238	5" Super Gutter 40' White
610238	5" Super Gutter 40' Bronze

7" Light Super Gutter

600246	7" Super Gutter Light 24' White
610246	7" Super Gutter Light 24' Bronze
600247	7" Super Gutter Light 30' White
610247	7" Super Gutter Light 30' Bronze
600249	7" Super Gutter Light 36' White
610249	7" Super Gutter Light 36' Bronze
600248	7" Super Gutter Light 40' White
610248	7" Super Gutter Light 40' Bronze

7" Heavy Super Gutter

600250	7" Super Gutter Heavy 24' White
610250	7" Super Gutter Heavy 24' Bronze
600255	7" Super Gutter Heavy 30' White
610255	7" Super Gutter Heavy 30' Bronze
600258	7" Super Gutter Heavy 40' White
610258	7" Super Gutter Heavy 40' Bronze



Extrusion
Receiving Channel


600300	1x2-1/8x.045 Rec. Channel 24' White
610300	1x2-1/8x.045 Rec. Channel 24' Bronze
600305	1-1/2x2-1/8x.045 Rec. Channel 24' White
610305	1-1/2x2-1/8x.045 Rec. Channel 24' Bronze
600310	1-1/2x3-1/8x.045 Rec. Channel 24' White
610310	1-1/2x3-1/8x.045 Rec. Channel 24' Bronze
610315	2.312x2.375x.125 Channel 20' Bronze

H Channel

600318	2x.165x1.500x.050 H Channel 24' White
610318	2x.165x1.500x.050 H Channel 24' Bronze

SMB's

600105	2x4x.046 SMB 18' White
610105	2x4x.046 SMB 18' Bronze
600104	2x4x.046 SMB 20' White
610104	2x4x.046 SMB 20' Bronze
600103	2x4x.046 SMB 22' White
610103	2x4x.046 SMB 22' Bronze
600102	2x4x.046 SMB 24' White
610102	2x4x.046 SMB 24' Bronze
600106	2x4x.046 SMB 26' White
610106	2x4x.046 SMB 26' Bronze
600100	2x4x.046 SMB 28' White
610100	2x4x.046 SMB 28' Bronze
600101	2x4x.046 SMB 30' White
610101	2x4x.046 SMB 30' Bronze
600126	2x5x.050 SMB 18' White
610126	2x5x.050 SMB 18' Bronze
600125	2x5x.050 SMB 20' White
610125	2x5x.050 SMB 20' Bronze
600124	2x5x.050 SMB 22' White
610124	2x5x.050 SMB 22' Bronze
600123	2x5x.050 SMB 24' White
610123	2x5x.050 SMB 24' Bronze
600127	2x5x.050 SMB 26' White
610127	2x5x.050 SMB 26' Bronze
600121	2x5x.050 SMB 28' White
610121	2x5x.050 SMB 28' Bronze
600120	2x5x.050 SMB 30' White
610120	2x5x.050 SMB 30' Bronze



Extrusion

SMB's continued


600143	2x6x.050 SMB 18' White
610143	2x6x.050 SMB 18' Bronze
600142	2x6x.050 SMB 20' White
610142	2x6x.050 SMB 20' Bronze
600141	2x6x.050 SMB 22' White
610141	2x6x.050 SMB 22' Bronze
600140	2x6x.050 SMB 24' White
610140	2x6x.050 SMB 24' Bronze
600145	2x6x.050 SMB 26' White
610145	2x6x.050 SMB 26' Bronze
600146	2x6x.050 SMB 28' White
610146	2x6x.050 SMB 28' Bronze
600147	2x6x.050 SMB 30' White
610147	2x6x.050 SMB 30' Bronze
600151	2x7x.055 SMB 18' White
610151	2x7x.055 SMB 18' Bronze
600152	2x7x.055 SMB 20' White
610152	2x7x.055 SMB 20' Bronze
600153	2x7x.055 SMB 22' White
610153	2x7x.055 SMB 22' Bronze
600154	2x7x.055 SMB 24' White
610154	2x7x.055 SMB 24' Bronze
600150	2x7x.055 SMB 26' White
610150	2x7x.055 SMB 26' Bronze
600155	2x7x.055 SMB 28' White
610155	2x7x.055 SMB 28' Bronze
600160	2x7x.055 SMB 30' White
610160	2x7x.055 SMB 30' Bronze
600161	2x7x.055 SMB 32' White
610161	2x7x.055 SMB 32' Bronze
600162	2x7x.055 SMB 34' White
610162	2x7x.055 SMB 34' Bronze
600163	2x7x.055 SMB 36' White
610163	2x7x.055 SMB 36' Bronze



Extrusion

SMB's continued


- | | |
|--------|-------------------------|
| 600171 | 2x8x.072 SMB 18' White |
| 610171 | 2x8x.072 SMB 18' Bronze |
| 600172 | 2x8x.072 SMB 20' White |
| 610172 | 2x8x.072 SMB 20' Bronze |
| 600169 | 2x8x.072 SMB 22' White |
| 610169 | 2x8x.072 SMB 22' Bronze |
| 600173 | 2x8x.072 SMB 24' White |
| 610173 | 2x8x.072 SMB 24' Bronze |
| 600170 | 2x8x.072 SMB 26' White |
| 610170 | 2x8x.072 SMB 26' Bronze |
| 600174 | 2x8x.072 SMB 28' White |
| 610174 | 2x8x.072 SMB 28' Bronze |
| 600176 | 2x8x.072 SMB 30' White |
| 610176 | 2x8x.072 SMB 30' Bronze |
| 600175 | 2x8x.072 SMB 32' White |
| 610175 | 2x8x.072 SMB 32' Bronze |
| 600178 | 2x8x.072 SMB 36' White |
| 610178 | 2x8x.072 SMB 36' Bronze |
| 600179 | 2x8x.072 SMB 40' White |
| 610179 | 2x8x.072 SMB 40' Bronze |
| | |
| 600171 | 2x9x.072 SMB 18' White |
| 610171 | 2x9x.072 SMB 18' Bronze |
| 600181 | 2x9x.072 SMB 20' White |
| 610181 | 2x9x.072 SMB 20' Bronze |
| 600183 | 2x9x.072 SMB 24' White |
| 610183 | 2x9x.072 SMB 24' Bronze |
| 600180 | 2x9x.072 SMB 26' White |
| 610180 | 2x9x.072 SMB 26' Bronze |
| 600185 | 2x9x.072 SMB 28' White |
| 610185 | 2x9x.072 SMB 28' Bronze |
| 600184 | 2x9x.072 SMB 30' White |
| 610184 | 2x9x.072 SMB 30' Bronze |
| 600186 | 2x9x.072 SMB 32' White |
| 610186 | 2x9x.072 SMB 32' Bronze |
| 600187 | 2x9x.072 SMB 36' White |
| 610187 | 2x8x.072 SMB 36' Bronze |
| 600189 | 2x8x.072 SMB 40' White |
| 610189 | 2x8x.072 SMB 40' Bronze |



Extrusion

SMB's continued

600164	2x10x.092 SMB 18' White
610164	2x10x.092 SMB 18' Bronze
600197	2x10x.092 SMB 20' White
610197	2x10x.092 SMB 20' Bronze
600196	2x10x.092 SMB 24' White
610196	2x10x.092 SMB 24' Bronze
610199	2x10x.092 SMB 26' Bronze
600190	2x10x.092 SMB 28' White
610190	2x10x.092 SMB 28' Bronze
600198	2x10x.092 SMB 30' White
610198	2x10x.092 SMB 30' Bronze
600193	2x10x.092 SMB 32' White
610193	2x10x.092 SMB 32' Bronze
600192	2x10x.092 SMB 36' White
610192	2x10x.092 SMB 36' Bronze
610191	2x10x.092 SMB 36' Bronze
600194	2x10x.092 SMB 40' White
610194	2x10x.092 SMB 40' Bronze



Super Gutter Accessories


100270	4x5 Gutter End Cap White
110270	4x5 Gutter End Cap Bronze
100275	5x7 Super Gutter End Cap White
110275	5x7 Super Gutter End Cap Bronze
100280	4x5 Super Gutter Splice White
110280	4x5 Super Gutter Splice Bronze
100276	7" Gutter Bracket MF

Super Gutter Accessories

100700	3x4 Downpipe 8' White
110700	3x4 Downpipe 8' Bronze
100710	3x4 Downpipe 10' White
110710	3x4 Downpipe 10' Bronze
100720	3x4 Elbow A White
110720	3x4 Elbow A Bronze
100725	3x4 Elbow B White
110725	3x4 Elbow B White
100730	3x4 Drop Outlet MF
100740	Downpipe Bands White
110740	Downpipe Bands Bronze
100715	4x5 Downpipe 10' White
110715	4x5 Downpipe 10' Bronze
100722	4x5 Elbow A White
110722	4x5 Elbow A Bronze
100727	4x5 Elbow B White
110727	4x5 Elbow B White
110730	4x5 Drop Outlet MF

Clips

100525	2x2x.125 3 Hole Angle Clip White
110525	2x2x.125 3 Hole Angle Clip Bronze
100610	Castle Clips White
110610	Castle Clips Bronze
100520	1x2 Capri Clips White
110520	1x2 Capri Clips Bronze
100521	1x3 Capri Clip White
110521	1x3 Capri Clip Bronze
110530	Internal Clip



Angles

95130 1x1x.062 Angle 20' White
95230 1x1x.062 Angle 20' Bronze

95131 1x2x.062 Angle 20' White
95231 1x2x.062 Angle 20' Bronze

95150 1x3x.062 Angle 20' White
95250 1x3x.062 Angle 20' Bronze

95155 2x2x.093 Angle 20' White
95255 2x2x.093 Angle 20' Bronze


95134 2x2x.125 Angle 20' White
95234 2x2x.125 Angle 20' Bronze

Flat Bar

600550 1/8x4 Flat Bar 16' White
610550 1/8x4 Flat Bar 16' Bronze

600555 1/8x6 Flat Bar 16' White
610555 1/8x6 Flat Bar 16' Bronze

600545 1/8x2 Flat Bar 16' White
610545 1/8x2 Flat Bar 16' Bronze



Kick Plate Trim

- 100500 Extruded Kick Plate Trim 12' White
- 110500 Extruded Kick Plate Trim 12' Bronze
- 100501 Roll Form Kick Plate Trim 12' White
- 110501 Roll Form Kick Plate Trim 12' Bronze


Screen Door

- 100400 Screen Door Frame 8" KP White
- 110400 Screen Door Frame 8" KP Bronze
- 100405 Screen Door Frame 14" KP White
- 110405 Screen Door Frame 14" KP Bronze
- 100410 Screen Door Frame 24" KP White
- 110410 Screen Door Frame 24" KP Bronze

- 100420 Screen Door PHR 8" KP White Half Z
- 110420 Screen Door PHR 8" KP Bronze Half Z
- 100421 Screen Door PHR 8" KP White STD Z
- 110421 Screen Door PHR 8" KP Bronze STD Z
- 100430 Screen Door PHL 8" KP White Half Z
- 110430 Screen Door PHL 8" KP Bronze Half Z
- 100430 Screen Door PHL 8" KP White STD Z
- 110430 Screen Door PHL 8" KP Bronze STD Z

- 100425 Screen Door PHR 14" KP White Half Z
- 110425 Screen Door PHR 14" KP Bronze Half Z
- 100426 Screen Door PHR 14" KP White STD Z
- 110426 Screen Door PHR 14" KP Bronze STD Z
- 100435 Screen Door PHL 14" KP White Half Z
- 110435 Screen Door PHL 14" KP Bronze Half Z
- 100436 Screen Door PHL 14" KP White STD Z
- 110436 Screen Door PHL 14" KP Bronze STD Z

- 108426 Screen Door PHR 14" KP Wht Std Z w/ Felt Groove
- 118426 Screen Door PHR 14" KP BrzStd Z w/ Felt Groove
- 108436 Screen Door PHL 14" KP Wht Std Z w/ Felt Groove
- 110843 Screen Door PHR 14" KP Brz Std Z w/ Felt Groove



Door Hardware

- 100645 Hardware Kit White w/SS Rod
- 110645 Hardware Kit Bronze w/SS Rod
- 100620 36" Bugsweep White
- 110620 36" Bugsweep Bronze
- 100623 48" Bugsweep White
- 110623 48" Bugsweep Bronze
- 100630 Hinges White
- 110630 Hinges Bronze
- 100600 Key Lock White
- 110600 Key Lock Bronze
- 100615 Inswing Latch Set White
- 110615 Inswing Latch Set Bronze
- 100625 Protector Door Chain Z/P
- 100622 1" Threshold (10 Per Box)

- 100097 Adjustable Z Bar 17' White
- 110097 Adjustable Z Bar 17' Bronze
- 101000 Adjustable Z Bar 17' White w/ Felt Groove
- 111000 Adjustable Z Bar 17' Bronze w/ Felt Groove
- 100096 Standard Z Bar 17' White
- 110096 Standard Z Bar 17' Bronze
- 100093 Standard Z Bar 17' White w/ Felt Groove
- 110093 Standard Z Bar 17' Bronzew/ Felt Groove

- 610081 2x2x.044 Door Jamb 20' Bronze
- 600095 2x2x.044 Door Jamb 24' White
- 610095 2x2x.044 Door Jamb 24' Bronze

- 600086 2x2x.044 Door Jamb 20' White w/Felt Groove
- 610086 2x2x.044 Door Jamb 20' Bronze w/Felt Groove
- 600091 2x2x.044 Door Jamb 24' White w/Felt Groove
- 610091 2x2x.044 Door Jamb 24' Bronze w/Felt Groove





****CUSTOM PANEL ORDERS AVAILABLE****
THICKNESS, COLOR, FOAM DENSITY, LOCKING STYLE, FAN BEAM
CAN ALL BE CUSTOMIZED

Elite Panels

400408	3"x.024 Elite Panel 4'x8'
400409	3"x.024 Elite Panel 4'x9'
400410	3"x.024 Elite Panel 4'x10'
400411	3"x.024 Elite Panel 4'x11'
400412	3"x.024 Elite Panel 4'x12'
400413	3"x.024 Elite Panel 4'x13'
400414	3"x.024 Elite Panel 4'x14'
400415	3"x.024 Elite Panel 4'x15'
400416	3"x.024 Elite Panel 4'x16'
400417	3"x.024 Elite Panel 4'x17'
400418	3"x.024 Elite Panel 4'x18'
410408	3"x.024 Elite Panel 4'x8' w/Fan Beam
410409	3"x.024 Elite Panel 4'x9' w/Fan Beam
410410	3"x.024 Elite Panel 4'x10' w/Fan Beam
410411	3"x.024 Elite Panel 4'x11' w/Fan Beam
410412	3"x.024 Elite Panel 4'x12' w/Fan Beam
410413	3"x.024 Elite Panel 4'x13' w/Fan Beam
410414	3"x.024 Elite Panel 4'x14' w/Fan Beam
410415	3"x.024 Elite Panel 4'x15' w/Fan Beam
410416	3"x.024 Elite Panel 4'x16' w/Center Fan Beam
410417	3"x.024 Elite Panel 4'x17' w/Center Fan Beam
410418	3"x.024 Elite Panel 4'x18' w/Center Fan Beam
402208	3"x.024 Elite Panel 2'x8'
402209	3"x.024 Elite Panel 2'x9'
402210	3"x.024 Elite Panel 2'x10'
402211	3"x.024 Elite Panel 2'x11'
402212	3"x.024 Elite Panel 2'x12'
402213	3"x.024 Elite Panel 2'x13'
402214	3"x.024 Elite Panel 2'x14'
402215	3"x.024 Elite Panel 2'x15'
402216	3"x.024 Elite Panel 2'x16'
402217	3"x.024 Elite Panel 2'x17'
402218	3"x.024 Elite Panel 2'x18'

Elite Accessories

130470	3" White Peel & Seal 33.5' 45 Mills
130455	4" Peel & Seal Powerbond 50' White
130460	6" Peel & Seal Powerbond 50' White
400082	3" Drip Edge Fascia 25' White
400083	3" Drip Edge Fascia 25' Bronze
400060	4" Header 24' White
410060	4" Header 24' Bronze
400053	4" Receiving Channel 24' White
400200	4" E Fascia White 25'
410082	4" E Fascia Bronze 25'
400098	4" E Gutter White 24'
410080	4" E Gutter Bronze 24'



PHIFER®

Phifer Screen

- | | |
|--------|--|
| 125036 | 36" Charcoal 18x14 Phifer Screen |
| 125042 | 42" Charcoal 18x14 Phifer Screen |
| 125048 | 48" Charcoal 18x14 Phifer Screen |
| 125060 | 60" Charcoal 18x14 Phifer Screen |
| 125066 | 66" Charcoal 18x14 Phifer Screen |
| 125072 | 72" Charcoal 18x14 Phifer Screen |
| 125078 | 78" Charcoal 18x14 Phifer Screen |
| 125084 | 84" Charcoal 18x14 Phifer Screen |
| 125090 | 90" Charcoal 18x14 Phifer Screen |
| 125096 | 96" Charcoal 18x14 Phifer Screen |
| 125102 | 102" Charcoal 18x14 Phifer Screen |
| 125108 | 108" Charcoal 18x14 Phifer Screen |
| 125132 | 132" Charcoal 18x14 Phifer Screen |
| | |
| 125436 | 36" Charcoal 20x20 Phifer Screen |
| 125448 | 48" Charcoal 20x20 Phifer Screen |
| 125460 | 60" Charcoal 20x20 Phifer Screen |
| 125478 | 78" Charcoal 20x20 Phifer Screen |
| 125484 | 84" Charcoal 20x20 Phifer Screen |
| 125496 | 96" Charcoal 20x20 Phifer Screen |
| 125498 | 108" Charcoal 20x20 Phifer Screen |
| 125432 | 132" Charcoal 20x20 Phifer Screen |
| | |
| 125336 | 36" Charcoal Florida Glass Phifer |
| 125372 | 72" Charcoal Florida Glass Phifer |
| | |
| 127036 | 36" Charcoal Pet Screen Phifer |
| 127048 | 48" Charcoal Pet Screen Phifer |
| | |
| 125784 | 84" Tuff Screen Phifer |
| 125696 | 96" Tuff Screen Phifer |
| 127108 | 108" Tuff Screen Phifer |
| 126120 | 120" Tuff Screen Phifer |
| 127132 | 132" Tuff Screen Phifer |
| | |
| 126220 | 120" Tuff Screen No See-Um Phifer |
| 128132 | 132" Tuff Screen No See-Um Phifer |
| | |
| 120150 | Round Black Spline .220 1,000' Roll |
| 120155 | Flat Black Pet Spline .285 1,000' Roll |
| 120157 | Flat Black Spline .310 1,000' Roll |
| 120160 | Flat Black Spline .315 1,000' Roll |
| 120164 | Flat Black Spline .315 + 1,000' Roll |
| | |
| 120168 | Double Spline Roller |

**18x14
Pool & Patio Screen**
BY PHIFER



**20x20
No-See-Um Screen**
BY PHIFER



TuffScreen®
BY PHIFER



Casting

100360	3" Insert w/ 2" Leg MF
100365	3" Insert w/ 2" Leg MF w/ Ears
100370	4" Post Casting MF
100372	4" Post Casting MF w/ Ears
100375	4" Insert Spline Groove MF
100380	6" Insert Spline Groove MF

Cable Ties

100650	12' Cable Tie White
110650	12' Cable Tie Bronze
100652	14' Cable Tie White
110652	14' Cable Tie Bronze
100655	16' Cable Tie White
110655	16' Cable Tie Bronze
110651	18' Cable Tie Bronze

****Custom Size Cables 1-2 Day Lead Time****

Caulk/Sealants

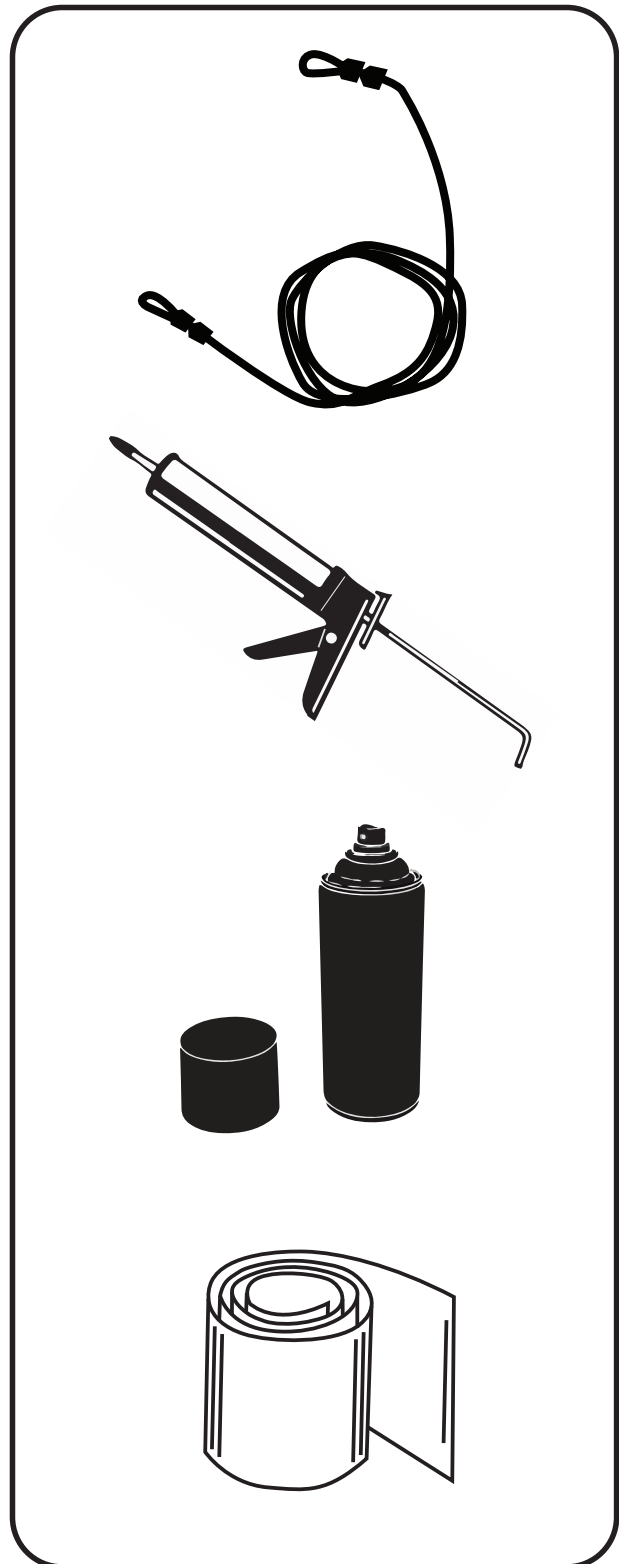
141000	OSI SBR-100 White
141001	OSI SBR-100 Bronze
142700	OSI HM-270 Silicone White
142702	OSI HM-270 Silicone Clear
141010	OSI Quad Max White
142300	Geocel 2300 White
142301	Geocel 2300 Bronze
142302	Geocel 2300 Clear
141900	Solar Seal White
141901	Solar Seal Bronze
141902	Solar Seal Clear
143000	Degae Seal 2000 White
142315	GACO GacoPatch Silicone Roof Patch 2 Gallon White

Touch Up Paint

100735	Touch Up Paint White
110735	Touch Up Paint Bronze

Roll Form

300710	.024 White/Smooth Pans
300720	.032 White/Smooth Pans
300730	Gutter White/Smooth
310730	Gutter Bronze/Smooth
300735	Gutter White/Wood Grain
310735	Gutter Bronze/Wood Grain
320735	Gutter Ivory/White Wood Grain
300740	Valance White/Smooth
310740	Valance Bronze/Smooth
300745	Valance White/Wood Grain
310745	Valance Bronze/Wood Grain
320745	Valance Ivory/White Wood Grain



Hardware

200000	8x1/2 SMS 10M WHT	200080	10x2 SMS 3M WHT
200005	8x1/2 SMS 1M WHT	200085	10x2 SMS 1M WHT
210000	8x1/2 SMS 10M BRZ	210080	10x2 SMS 3M BRZ
210005	8x1/2 SMS 1M BRZ	210085	10x2 SMS 1M BRZ
200010	8x3/4 SMS 10M WHT	200090	10x3 SMS 1.5M WHT
200015	8x3/4 SMS 1M WHT	200095	10x3 SMS 1C WHT
210010	8x3/4 SMS 10M BRZ	210090	10x3 SMS 1.5M BRZ
210015	8x3/4 SMS 1M BRZ	210095	10x3 SMS 1C BRZ
200020	8x1 SMS 10M WHT	200100	10x4 SMS 1M WHT
200025	8x1 SMS 1M WHT	200105	10x4 SMS 1C WHT
210020	8x1 SMS 10M BRZ	210100	10x4 SMS 1M BRZ
210025	8x1 SMS 1M BRZ	210105	10x4 SMS 1C BRZ
200030	8x1-1/4 SMS 5M WHT		
200035	8x1-1/4 SMS 1M WHT		
210030	8x1-1/4 SMS 5M BRZ		
210035	8x1-1/4 SMS 1M BRZ		
200040	10x1/2 SMS 10M WHT		
200045	10x1/2 SMS 1M WHT		
210040	10x1/2 SMS 10M BRZ		
210045	10x1/2 SMS 1M BRZ		
200050	10x3/4 SMS 8M WHT		
200035	10x3/4 SMS 1M WHT		
210050	10x3/4 SMS 8M BRZ		
210055	10x3/4 SMS 1M BRZ		
200060	10x1 SMS 6M WHT		
200065	10x1 SMS 1M WHT		
210060	10x1 SMS 6M BRZ		
210065	10x1 SMS 1M BRZ		
200070	10x1-1/2 SMS 5M WHT		
200075	10x1-1/2 SMS 1M WHT		
210070	10x1-1/2 SMS 5M BRZ		
210075	10x1-1/2 SMS 1M BRZ		



Self Drill Fasteners

202010	8x9/16 SDS 10M WHT	203000	1/4x1-1/2 Millfast Concrete 2M WHT
202015	8x9/16 SDS 1M WHT	203005	1/4x1-1/2 Millfast Concrete 1C WHT
212010	8x9/16 SDS 10M BRZ	213000	1/4x1-1/2 Millfast Concrete 2M BRZ
212015	8x9/16 SDS 1M BRZ	213005	1/4x1-1/2 Millfast Concrete 1C BRZ
202020	8x3/4 SDS 10M WHT	203010	1/4x1-3/4 Millfast Concrete 2M WHT
202025	8x3/4 SDS 1M WHT	203015	1/4x1-3/4 Millfast Concrete 1C WHT
212020	8x3/4 SDS 10M BRZ	213010	1/4x1-3/4 Millfast Concrete 2M BRZ
212025	8x3/4 SDS 1M BRZ	213015	1/4x1-3/4 Millfast Concrete 1C BRZ
202030	10x3/4(5/16) SDS 7.5M WHT	203020	1/4x2-1/4 Millfast Concrete 1.5M WHT
202035	10x3/4(5/16) SDS 1M WHT	203025	1/4x2-1/4 Millfast Concrete 1C WHT
212030	10x3/4(5/16) SDS 7.5M BRZ	213020	1/4x2-1/4 Millfast Concrete 1.5M BRZ
212035	10x3/4(5/16) SDS 1M BRZ	213025	1/4x2-1/4 Millfast Concrete 1C BRZ
202040	10x3/4(1/4) SDS 6.5M WHT	203030	1/4x3 Millfast Concrete 1.5M WHT
202045	10x3/4(1/4) SDS 1M WHT	203035	1/4x3 Millfast Concrete 1C WHT
212040	10x3/4(1/4) SDS 6.5M BRZ	213030	1/4x3 Millfast Concrete 1.5M BRZ
212045	10x3/4(1/4) SDS 1M BRZ	213035	1/4x3 Millfast Concrete 1C BRZ
202050	10x1 SDS 5M WHT	203040	1/4x4 Millfast Concrete 1M WHT
202055	10x1 SDS 1M WHT	203045	1/4x4 Millfast Concrete 1C WHT
212050	10x1 SDS 10M BRZ	213040	1/4x4 Millfast Concrete 1M BRZ
212055	10x1 SDS 1M BRZ	213045	1/4x4 Millfast Concrete 1C BRZ
202060	10x1-1/2 SDS 5M WHT	203050	1/4x5 Millfast Concrete .075M WHT
202065	10x1-1/2 SDS 1M WHT	203055	1/4x5 Millfast Concrete 1C WHT
212060	10x1-1/2 SDS 10M BRZ	213050	1/4x5 Millfast Concrete .075M BRZ
212065	10x1-1/2 SDS 1M BRZ	213055	1/4x5 Millfast Concrete 1C BRZ
202070	10x2 SDS 2M WHT	203060	1/4x6 Millfast Concrete .5M WHT
202075	10x2 SDS 1M WHT	203065	1/4x6 Millfast Concrete 1C WHT
212070	10x2 SDS 2M BRZ	213060	1/4x6 Millfast Concrete .5M BRZ
212075	10x2 SDS 1M BRZ	213065	1/4x5 Millfast Concrete 1C WHT
		204000	1/4x2-1/4 STEEL T-BOLT 1C WHT
		214000	1/4x2-1/4 STEEL T-BOLT 1C BRZ

Self Drill Fasteners

200165	8x3/4 ZINC SDS w/NEO WASH 1M
203070	3/8x4 POWER WEDGE BOLT WHT
213070	3/8x4 POWER WEDGE BOLT BRZ
214010	1-1/2" ALUMINUM BOND WASHER
300100	1/4"x4" ZINC LAG SCREW
202080	12x3/4(1/4) SDS 5M WHT
202085	12x3/4(1/4) SDS 1M WHT
212080	12x3/4(1/4) SDS 5M BRZ
212085	12x3/4(1/4) SDS 1M BRZ
202090	12x3/4(5/16) SDS 5M WHT
202095	12x3/4(5/16) SDS 1M WHT
212090	12x3/4(5/16) SDS 5M BRZ
212095	12x3/4(5/16) SDS 1M BRZ
202100	12x1 SDS 5M WHT
202105	12x1 SDS 1M WHT
212100	12x1 SDS 5M BRZ
212105	12x1 SDS 1M BRZ



HR-1 TOP CAP

(mates with HR-2; bundle of 10)

94145 - White	20'
94245 - Bronze	20'
94345 - Black	20'

HR-2 SNAP PLATE

(mates with HR-1, 3, 4, 4A, 4C, 6, 7, 8, 14)

94100 - White	19'6"
94110 - White	21'1"
94111 - White	23'
94200 - Bronze	19'6"
94210 - Bronze	21'1"
94211 - Bronze	23'
94300 - Black	19'6"
94310 - Black	21'1"
94311 - Black	23'

HR-4A SNAP POST

(mates with HR-1, 3, 4, 4A, 4C, 6, 7, 8, 14)

94135 - White	21'1"
94235 - Bronze	21'1"
94335 - Black	21'1"

HR-3 BOTTOM CHANNEL

(mates with HR-2)

94165 - White	19'6"
94265 - Bronze	19'6"
94365 - Black	19'6"

HR-4 SNAP POST

(mates with HR-2)

94120 - White	19'6"
94130 - White	21'1"
94131 - White	23'
94220 - Bronze	19'6"
94230 - Bronze	21'1"
94231 - Bronze	23'
94320 - Black	19'6"
94330 - Black	21'1"
94331 - Black	23'



HR-5 1" PICKET

94176 - White	39"
94174 - White	19'10"
94175 - White	23'
94276 - Bronze	39"
94274 - Bronze	19'10"
94275 - Bronze	23'
94375 - Black	23'

HR-10 TOP CAP
(mates with HR-11A)

94140 - White	20'
94240 - Bronze	20'
94340 - Black	20'

HR-11A SNAP PLATE

94150 - White	20'
94250 - Bronze	20'
94350 - Black	20'

HR-12 SNAP CHANNEL


94160 - White	19'6"
94260 - Bronze	19'6"
94360 - Black	19'6"

HR-13 3/4" PICKET

94170 - White	19'1"
94270 - Bronze	19'1"
94370 - Black	19'1"

HR-14 TOP CAP

94173 - White	20'
94273 - Bronze	20'
94373 - Black	20'



TERMS AND CONDITIONS OF SALE

Entire Agreement

The terms set forth herein constitute the sole terms and conditions of the contract between you and us. No other terms, conditions, or understanding, whether oral or written shall be binding upon us, unless hereafter made in writing and signed by our authorized representative. This Agreement expressly limits acceptance to these terms; no order shall have any force or effect until acknowledged in writing by us; any proposal for additional or different terms is hereby deemed material and is objected to and rejected. No terms of any document or form submitted by you shall be effective to alter or add to the terms and conditions of this Agreement. Unless otherwise stated herein, your receipt of any portion of the goods shall constitute acceptance of all terms and conditions of this Agreement unless you immediately reject and return all such goods.

Quotations and Orders

All quotations made by us are subject to prior sale of the goods, unless otherwise expressly agreed in writing. All orders are subject to approval of credit.

Prices

The prices quoted may be changed by us without notice in order to reflect our prices at time of shipment and any increase in transportation, labor or other costs. We reserve the right to correct any obvious errors in specifications or prices. The price for the Goods and all other amounts owed to us shall be paid by you without abatement, deduction or set off.

Taxes

Any taxes which, under any existing or future law, we may be required to pay or collect with respect to the sale, purchase, delivery, storage, processing, use, consumption or transportation of any of the goods or services covered shall, if not separately shown, be added as a separate item to the quoted price and shall be paid by you to us on demand. The foregoing shall not apply to any taxes, the payment or collection of which by us is excused by reason of delivery to us of valid tax exemption certificates.

Quantities

On certain commodities the producing mill reserves the privilege of shipping over or under the ordered quantity in accordance with established trade practices which will constitute full and complete shipment of the material specified.

Terms of Payment

Full and final payment shall be due thirty (30) days from the date of each invoice unless otherwise expressly agreed in writing. Cash discount terms for early payment vary on a product-line basis. Any invoice not paid in 30 days will accrue a late payment charge of 1 1/2% per month. In the event this account is not paid according to the terms set forth in the invoice or statement, customer agrees to pay a service charge on all delinquent amounts more than 10 days past due. This charge will be computed by applying a periodic rate of not to exceed a maximum legal rate or 1 1/2% per month (18% per annum) to the previous month's unpaid balance. This service

charge is to cover the re-billing costs and is not a method of financing the account. If the account becomes more than 50 days delinquent and is placed in the hands of a collection agent, Customer will pay reasonable attorney's fees.

Deliveries

Any delivery schedule indicated is based on our present estimate of the time required to ship after receipt of your order and in case of any item which is to be shipped from a producing mill upon current production schedules of the producing mill. In the event of any delay in our performance due in whole or in part to any cause beyond our reasonable control, we shall have such additional time for our performance as may be reasonably necessary under the circumstances. Acceptance by you of any goods shall constitute a waiver by you of any claim for damages on account of any delay in the delivery of such goods.

Suspension of Performance

If in our judgment reasonable doubt exists as to your financial responsibility, or if you are past due in payment of any amount owing to us, we reserve the right, without liability and without prejudice to any other remedies, to suspend performance, decline to ship, or stop any material in transit, until we received payment of all amounts, whether or but due, owing to us, or adequate assurance of such payment.

Shipments

Unless otherwise expressly stated, shipment may be by carrier or other means selected by us. Title to any goods priced at shipping point shall pass to you upon delivery at such shipping point; title to any goods priced at destination shall pass to you upon delivery at the destination specified.

Warranties

We expressly warrant that the goods will conform to the descriptions and specifications incorporated herein within the tolerances and variances established herein, and that the goods will be free from defects in material and workmanship.

DISCLAIMER OF WARRANTIES: WE MAKE NO OTHER EXPRESS OR IMPLIED WARRANTIES WHATSOEVER WITH RESPECT TO ANY GOODS INCLUDING BUT NOT LIMITED TO THE IMPLIED WARRANTIES OF MERCHANTABILITY OR FITNESS FOR ANY PARTICULAR PURPOSE.

Tolerance and Variations

All goods shall be subject to tolerances and variations consistent with usual trade practices and applicable specifications regarding dimensions, straightness, section, composition and mechanical properties and normal variations in surface and internal conditions and quality and shall also be subject to deviations from tolerances and variations consistence with practical testing and inspection methods.



TERMS AND CONDITIONS OF SALE

Claims and Return Policy

Purchaser shall upon receipt of materials, immediately check for shortages, damages or improper material and report to American Metals within five days. Failure to notify shall relieve American Metals of any claims for those conditions.

Material may not be returned without written authorization. Returns can only be accepted for standard materials that we stock. Returned material shall be subject to company inspection. Credit for salable materials shall be allowed at the invoiced prices, less 15% minimum handling charge.

American Metals can only accept returns for standard merchandise that we stock. Special orders are not returnable.

In the event that the material provided is not suitable for the particular application, our sole liability is limited to the replacement of such material. The seller shall not in any event be liable for the cost of any labor, expended or any such material or for any special, direct, indirect incidental or consequential damages.

Limitations of Liability

Your exclusive remedy for breach of contract as to any goods, and our only liability for any such breach, shall be replacement or repair of such goods, or repayment to you of the purchase price paid by you for such goods, whichever such remedy we select, and if we elect to repay the purchase price of any such goods and so advise you, you must return such good to us immediately. In no event will we be liable for incidental or consequential damages incurred by you or by third parties.

Tools, Dies and Fixtures

Unless otherwise expressly provided, any tools, dies or fixtures which may be developed for use in the production of the goods covered shall be owned by us or any producing mill, as we may elect, even though you are charged in whole or part for the cost of such tools, dies and fixtures.

Indemnification

If any of the goods are to be furnished to your specifications, you agree to indemnify us and our successor and assigns, against all liabilities and expenses resulting from any claim of infringement of any patent in connection with the production of such goods. You also agree to defend and indemnify us against all claims and expenses arising out of the mishandling, abuse or misuse of the goods by you or your customer.

Compliance With Law

Any clause required to be included in a contract by any applicable law, or by administrative regulations having the effect of law, is hereby incorporated herein.

Cancellation

A contract may be canceled or modified only by written agreement between us, except as otherwise provided. Your assistance upon canceling or suspending fabrication or

shipment, or your failure to furnish specifications when required, may be treated by us as a breach of contract by you, and we may cancel any unshipped balance without prejudice to any other remedies we may have.

Set-Off

You authorize us to apply toward payment of any moneys that become due us hereunder any sums which may now or hereafter be owed to you by us, or by any subsidiary or affiliated company of ours.

Fabrication

We do not warrant or accept responsibility for goods which you fabricate from material supplied by us.

Assignability-Continuity

You shall not assign this contract or any right or obligation under this contract without our express written consent and any purported assignment shall be void and ineffective, but the contract shall be binding upon and inure to the benefit of you and our successors.

Force Majeure

We shall not be liable for delay or failure to perform in whole or part by reason of contingencies beyond our control, whether herein specifically enumerated or not, including among others, act of God, force majeure, war, acts of war, revolution, civil commotions, riot, acts of public enemies, blockade of embargo, delays of carriers, car dispute, casualty or accident, earthquake, epidemic, flood, cyclone, tornado, hurricane, or other windstorm, lack or failure of sources of supply of labor, raw materials, power or supplies, or excessive cost thereof, contingencies interfering with the production or with customary or usual means of transportation of the goods, or with the supply of coal or fuel or of any raw material of which said goods are a product or which may be used in their manufacture, delays of vendors, or, where material covered hereby is not manufactured by us, then lack or failure of sources of supply of said materials, or by reason of any law, order, proclamation, regulation, ordinance, demand, requisition or requirement of any other act of any governmental authority, national, state or local, including court riders, judgments, or decrees, or any other cause whatsoever, whether similar or dissimilar to those above enumerated, beyond our reasonable control, quantities affected may be eliminated by us from this contract without liability.

Applicable Law

The construction performance and completion of this contract is to be governed by the law of the state from which we ship the goods. To the extent that the provisions hereof may vary from the Uniform Commercial Code of such state or any other jurisdiction, the provisions hereof shall govern.



GENERAL INFORMATION

A unique combination of properties makes aluminum one of our most versatile engineering and construction materials. A mere recital of its characteristics is impressive. It is light in mass yet some of its alloys have strengths greater than that of structural steel. It has high resistance to corrosion under the majority of service conditions, and no colored salts are formed to stain adjacent surfaces or discolor products with which it comes into contact, such as fabrics in the textile industry and solutions in chemical equipment. It has no toxic reaction. It has good electrical and thermal conductivities and high reflectivity to both heat and light. The metal can easily be worked into any form and readily accepts a wide variety of surface finishes.

Lightness is one of aluminum's most useful characteristics. The specific gravity is about 2.7. The mass ("weight") of aluminum is roughly 35 percent that of iron and 30 percent that of copper.

Commercially pure aluminum has a tensile strength of about 13,000 pounds per square inch. Thus its usefulness as a structural material in this form is somewhat limited. By working the metal, as by cold rolling, its strength can be obtained by allowing aluminum with small percentages of one or more other elements such as manganese, silicon, copper, magnesium or zinc. Like pure aluminum, the alloys are also made stronger by cold working. Some of the alloys are further strengthened and hardened by heat treatments so that today aluminum alloys having tensile strengths approaching 100,000 pounds per square inch are available.

A wide variety of mechanical characteristics, or tempers, is available in aluminum alloys through various combinations of cold work and heat treatment. In specifying the temper for any given product, the fabricating process and the amount of cold work to which it will be subjected the metal should be kept in mind. In other words, the temper specified should be such that the amount of cold work the metal will receive during fabrication will develop the desired characteristics in the finished products.

Aluminum and its alloys lose part of their strength at elevated temperatures, although some alloys retain good strength at temperatures from 400 F to 500 F. At subzero temperatures, however, their strength increases without loss of ductility, so that aluminum is a particularly useful metal for low-temperature applications.

When aluminum surfaces are exposed to the atmosphere, a thin invisible oxide skin forms immediately, which protects the metal from further oxidation. This self-protecting characteristic gives aluminum its high resistance to corrosion. Unless exposed to some substance or condition that destroys this protective oxide coating, the metal remains fully protected against corrosion. Aluminum is highly resistant to weathering, even in industrial atmospheres that often corrode other metals. It is also corrosion resistant to many acids. Alkalis are among the few substances that attack the oxide skin and therefore are corrosive to aluminum. Although the metal can safely be used in the presence of certain mild alkalis with the aid of inhibitors, in general, direct

contact with alkaline substances should be avoided.

Some alloys are less resistant to corrosion than others, particularly certain high-strength alloys. Such alloys in some forms can be effectively protected from the majority of corrosive influences, however, by cladding the exposed surface or surfaces with a thin layer of either pure aluminum or one of the more highly corrosion-resistant alloys.

A word of caution should be mentioned in connection with the corrosion-resistant characteristics of aluminum. Direct contacts with certain other metals should be avoided in the presence of an electrolyte; otherwise galvanic corrosion of the aluminum may take place in the vicinity of the contact area. Where other metals must be fastened to aluminum, the use of a bituminous paint coating or insulating tape is recommended.

The fact that aluminum is nontoxic was discovered in the early days of the industry. It is this characteristic that permits the metal to be used in cooking utensils without any harmful effect on the body, and today we find also a great deal of aluminum equipment in use by food processing industries. The same characteristic permits aluminum foil wrapping to be used safely in direct contact with food products.

Aluminum is one of the common metals having an electrical conductivity high enough for use as an electric conductor. The conductivity of electric conductor grade (1350) is about 62 percent that of the International Annealed Copper Standard. Because aluminum has less than one-third the specific gravity of copper, however, a pound of aluminum will go about twice as far as a pound of copper when used for this purpose. Alloying lowers the conductivity somewhat, so that wherever possible alloy 1350 is used in electric conductor applications.

The high thermal conductivity of aluminum came prominently into play in the very first large-scale commercial application of the metal in cooking utensils. This characteristic is important wherever the transfer of thermal energy from one medium to another is involved, either heating or cooling. Thus aluminum heat exchangers are commonly used in the food, chemical, petroleum, aircraft and other industries. Aluminum is also an excellent reflector of radiant energy through the entire range of wavelengths, from ultraviolet, through the visible spectrum to infrared and heat waves, as well as electromagnetic waves of radio and radar.

Aluminum has a light reflectivity of over 80 percent, which has led to its wide use in lighting fixtures. Aluminum roofing reflects a high percentage of the sun's heat, so that buildings roofed with this material are cooler in summer.

The ease with which aluminum may be fabricated into any form is one of its most important assets. Often it can compete successfully with cheaper materials having a lower degree of workability. The metal can be cast by any method known to foundrymen; it can be rolled to any desired thickness down to foil thinner than paper; aluminum sheet can be stamped, drawn, spun or roll-formed. The metal also may be hammered or forged. Aluminum wire, drawn from rolled rod, may be

GENERAL INFORMATION

stranded into cable of any desired size and type. There is almost no limit to the different profiles (shapes) in which the metal may be extruded.

The ease and speed with which aluminum may be machined is one of the important factors contributing to the low cost of finished aluminum parts. The metal may be turned, milled, bored, or machined in other manners at the maximum speeds of which the majority of machines are capable. Another advantage of its flexible machining characteristics is that aluminum rod and bar may readily be employed in the highspeed manufacture of parts by automatic screw machines.

Almost any method of joining is applicable to aluminum: riveting, welding brazing or soldering. A wide variety of mechanical aluminum fasteners simplifies the assembly of many products. Adhesive bonding of aluminum parts is widely employed, particularly in joining aircraft components.

For the majority of applications, aluminum needs no protective coating. Mechanical finishes such as polishing, sand blasting or wire brushing meet the majority of needs. In many instances the surface finish supplied is entirely adequate without further finishing. Where the plain aluminum surface does not suffice, or where additional protection is required, any of a wide variety of surface finishes may be applied. Chemical, electrochemical and paint finishes are all used. Many colors are available in both chemical and electrochemical finishes. If paint, lacquer or enamel is used any color possible with these finishes may be applied. Vitreous enamels have been developed for aluminum, and the metal may also be electroplated.

Aluminum sheet, because of its superior corrosion resistance and smooth continuous surface, is an excellent base for the high quality paints used in producing painted sheet. The chemical pretreatment plus the application of high quality thermally cured paint assures a finish that will exhibit no cracking, blistering, or peeling. Accidental damage to products made of painted aluminum sheet will not result in unsightly rust areas or streaks. Experiences has show that paint in the quality used for this product, properly formulated, applied and cured, will show little change in color or loss of gloss after one year's service in the adverse climactic conditions of south-central Florida.

Highly industrialized areas may cause some color change due to atmospheric contaminants.

Proper maintenance can extend the service life considerably—even the finest automobiles require occasional washing and polishing if they are to retain their original appearance.

Even after many years of service most advantages of the painted sheet remain. It can be repainted with any good grade of house paint with no danger of cracking or peeling, such as is often experienced when paint is applied to other types of base materials.

Painted sheet and the products made from it should be handled with care to avoid damage to the paint film. Repair of large damaged areas is not recommended, but for repair of small areas air drying touch-up paint intended for brush application is available from paint suppliers. Your painted sheet supplier should be contacted for precise information. This touch-up paint cannot be expected to exhibit the same weathering and other characteristics as the original painted sheet, and touched-up areas will be present appearance differences after weather exposure. For this reason use of touch-up paint should be held to a minimum.

Many types of paint systems are used, and it is difficult to establish reasonable and meaningful standards for all of them. Specific applications require consideration of life expectancy, forming requirements and methods, economics and so forth. Paint systems generally in use exhibit general characteristics as shown on pages 7-31 to 7-33, but for specific applications consult the painted sheet supplier.

These are the characteristics that give aluminum its extreme versatility. In the majority of applications, two or more of these characteristics some prominently into play for example, light weight combined with strength in airplanes, railroad cars, trucks and other transportation equipment. High resistance to corrosion and high thermal conductivity are important in equipment for the chemical and petroleum industries; these properties combine with nontoxicity for food processing equipment.

Attractive appearance together with high resistance to weathering and low maintenance requirements have led to extensive use in buildings of all types. High reflectivity, excellent weathering characteristics, and light weight are all important in roofing materials. Light weight contributions to low handling and shipping costs, whatever the application.

Many applications require the extreme versatility that only aluminum has. Almost daily its unique combination of properties is being put to work in new ways. The metal now serves as a basic raw material for more than 20,000 businesses scattered throughout the county.

American Metals Supply, Inc. is a Wholesale Metals Distributor specializing in aluminum products. Main products include Aluminum Extrusions, Bars, Coil, Sheet and Plate, for a variety of applications including Industrial, Structural and Architectural products. The main Product Lines are: Industrial, Patio (Screen Enclosures) and custom extrusions. AMS handles standard and custom products and provides "just in time" services for both.



**AMERICAN METALS
SUPPLY, LLC**

Ph. (813) 242-8100 • Toll Free (866) 297-0500
Fax (813) 242-8110 • www.AmericanMetals.us