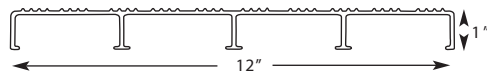


# Dock Shapes



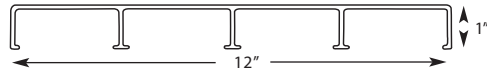
**S-23-05-00005 12" Knurled Deck Flooring MF 24'1" 6005A-T6**

**Weight per Ft**  
2.11



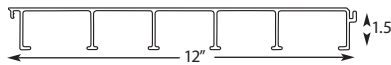
**S-23-05-00006 12" Deck Flooring No Knurling 24'1" MF 6105T5**

**Weight per Ft**  
2.11



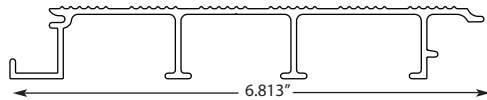
**S-23-63-00007 12" x 1-1/2" SelfMating Deck MF 6063T6 24'1" (No Knurl)**

**Weight per Ft**  
2.847



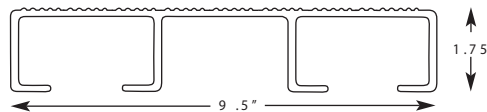
**S-23-05-00019 Interlocking Deck Panel 24'1" 6005A MF**

**Weight per Ft**  
1.759



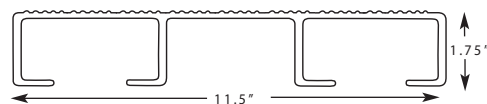
**S-30-63-00002 9.5" Bleacher Plank 21' MF 6063T6**

**Weight per Ft**  
1.912



**S-30-63-00004 11.50" x 1.75 Bleacher Plank MF 6063T6 (20')**  
**S-30-63-00005 11.50" x 1.75 Bleacher Plank 24' MF 6063T6**

**Weight per Ft**  
2.13

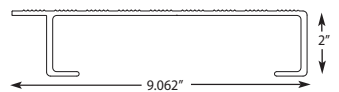


**S-23-61-00030 9" Side Beam w/lip 20' MF 6061T6**

**S-23-61-00019 9" Side Beam w/lip 28' MF 6061T6**

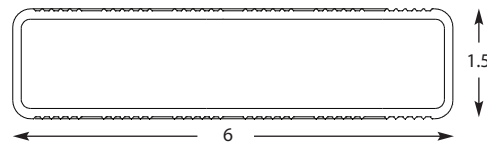
**S-23-61-00013 9" Side Beam w/lip 32' MF 6061T6**

**Weight per Ft**  
2.678



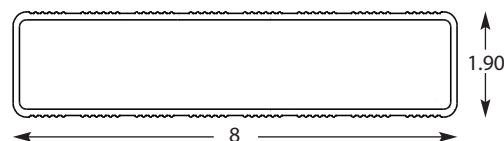
**S-23-61-00015 6 x 1-1/2 Rect Tube w/ Serration 32' MF 6061T6**

**Weight per Ft**  
2.02



**S-23-61-00016 8 x 1.90 Rect Tube w/ Serrations 32' MF 6061T6**

**Weight per Ft**  
2.72



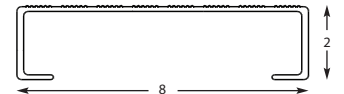
**S-23-61-00018 8 x 2 Dock Support Beam MF 6061T6 (20')**

**S-23-61-00019 8 x 2 Dock Support Beam MF 6061T6 (25')**

**S-23-61-00020 8 x 2 Dock Support Beam MF 6061T6 (28')**

**S-23-61-00014 8 x 2 Dock Support Beam MF 6061T6 (32')**

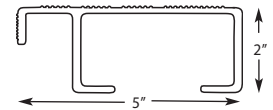
**Weight per Ft**  
2.34



**S-23-61-00010 5" Side Beam w/Lip MF 20' 6061T6**

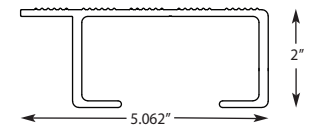
**S-23-61-00011 5" Side Beam w/Lip MF 28' 6061T6**

**Weight per Ft**  
2.19



**S-23-61-00004 5.062" Side Beam w/o Lip MF 28' 6061T6**

**Weight per Ft**  
1.984



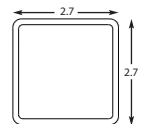
**S-23-61-00012 Dock Connector MF 12' 6061T6**

**Weight per Ft**  
2.50



**S-09-61-00066 2.7" Square Tube**

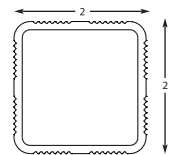
**Weight per Ft**  
2.19



**S-23-05-00001 2 x 0.125 Serrated Square Tube 30' MF 6005T6**

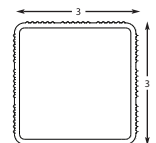
**S-23-05-00003 2 x 0.125 Serrated Square Tube 32' MF 6005AT61**

**Weight per Ft**  
0.99



**S-23-05-00002 3 x 0.125 Serrated Square Tube 20' MF 6005T6**

**Weight per Ft**  
1.79



**S-02-58-00014 2 x 1 Ladder Rung 6005T5 20'**

**Weight per Ft**  
0.592

