

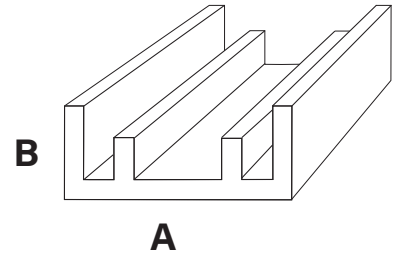
Dixie & Welded Caps



<p>Part Number S-16-63-00008</p> <p>Weight per Ft 0.660</p>	<p>Description 2.25 x 0.875 Dixie Cap 20' MF - AMD-1 Hollow</p>			
<p>Part Number S-16-63-00007</p> <p>Weight per Ft 0.420</p>	<p>Description 2.125 x 0.750 Dixie Cap 20' MF - AMD-4</p>		<p>Part Number S-16-63-00012</p> <p>Weight per Ft 1.090</p>	<p>Description 4 x 2 Welded Top Cap 24' MF AMW-4</p>
<p>Part Number S-16-63-00009</p> <p>Weight per Ft 0.530</p>	<p>Description 1.75 x 0.570 Dixie Cap 20' MF - AMD-2</p>		<p>Part Number S-16-63-00015</p> <p>Weight per Ft 1.000</p>	<p>Description 3 x 0.082 Welded Top Cap 24' MF 2-AMW-3t</p>
<p>Part Number S-16-63-00010</p> <p>Weight per Ft 1.180</p>	<p>Description 2.25 x 0.875 Dixie Cap 20' MF 6063 -T4 - AMD-3 - Solid</p>		<p>Part Number S-16-63-00016</p> <p>Weight per Ft 0.440</p>	<p>Description 2 x 1 x 0.062 Welded Top Cap 20' MF AMW-10</p>
<p>Part Number S-16-63-00013</p> <p>Weight per Ft 0.653</p>	<p>Description 2-5/8 x 1-1/2 x 0.075 Oval Top Cap 24' MF - 2-AMW 13</p>		<p>Part Number S-16-63-00014</p> <p>Weight per Ft 0.570</p>	<p>Description 2-5/8 x 1-1/2 Welded Rail Cap 25'10" MF AMW-11</p>
<p>Part Number S-16-63-00018</p> <p>Weight per Ft 1.180</p>	<p>Description 2-5/8 x 1-1/2 x 0.075 Oval Top Cap 25'10"</p>		<p>Part Number S-16-63-00019</p> <p>Weight per Ft 0.668</p>	<p>Description 2.63 x 1 Welded Top Cap 20' AMW-12 25'10"</p>
<p>Part Number S-16-63-00020</p> <p>Weight per Ft 0.340</p>	<p>Description 2.405 x 0.0842 x 0.060 Inner Sleeve 24' MF 6063-T6 mates w/AMW-1</p>		<p>Part Number S-16-63-00017</p> <p>Weight per Ft 0.560</p>	<p>Description 2.63 x 1 Welded Top Cap 20' AMW-12 25'10"</p>
<p>Part Number S-16-63-00011</p> <p>Weight per Ft 0.640</p>	<p>Description 3.00 x 1.264 x 0.072 Welded Top Cap 24' MF AMS-2</p>		<p>Part Number S-16-63-00022</p> <p>Weight per Ft 0.349</p>	<p>Description 2.061 x 1.285 x 0.090 Inner Sleeve 24'</p>
<p>Part Number S-16-63-00021</p> <p>Weight per Ft 0.780</p>	<p>Description 2.187 x 1.301 x 0.082 Outside Sleeve 24' MF 6063-T6 mates w/AMW-1</p>		<p>Part Number S-16-63-00031</p> <p>Weight per Ft 0.562</p>	<p>Description 2.252 x 1.280 Outside Sleeve 12'</p>

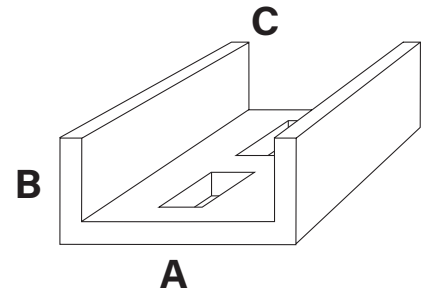
Railing Channel (with Welding Legs) 6063-T5

Part Number	Description A x B	Weight per Ft	Length
S-16-63-00032	1-1/2 x 1 x 0.093/0.056	0.330	25'
Mill Order	1-1/2 Channel Cover Plate 0.169	0.169	12'
Mill Order	1-3/4 x 3/4 0.093/0.062(receives .750 picket)	0.330	24'
Mill Order	2-3/4 x 0.125/0.093 (with Welding Legs)	0.440	23'10"
S-16-63-00033	2 x 1 x 0.090/0.055 - Accepts 3/4"	0.400	25'
S-16-63-00034	2 x 1 x 0.090/0.056 - Accepts 1"	0.400	25'
Mill Order	1-3/4 Channel Cover Plate		
S-16-63-00023	2" Snap Cover	0.180	16'



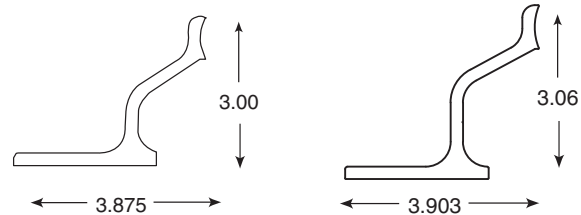
Pre-Punched Channels 3.75" Edge to Edge 24' MF 6063-T5

Part Number	Description A x B	Weight per Ft	Opening
S-16-63-00002	2 x 1 x 0.093	0.420	3/4" SQ Open
S-16-63-00003	2 x 1 x 0.093	0.420	1" SQ Opening
S-16-63-00004	2 x 1 x 0.125 (3.75ETE)	0.560	3/4" Open
S-16-63-00005	2 x 1 x 0.125	0.560	1" Sq Open



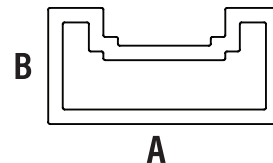
Rail Mount 16' MF 6063-T5

Part Number	Description A x B	Weight per Ft
S-16-63-00024	3.875 x 3 x 0.250	2.040
S-16-63-00041	3.903 x 3.06 x 0.250	2.237



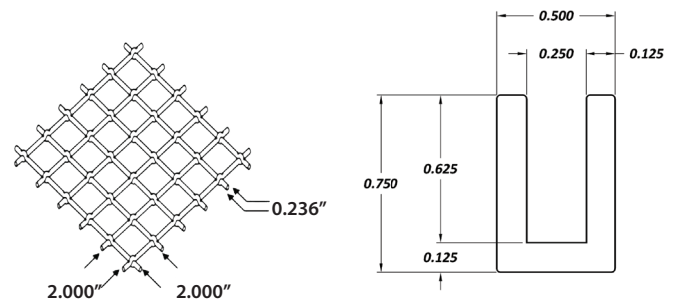
Mid Rail 24' 6063

Part Number	Description A x B	Weight per Ft
S-28-63-00016	2 x 1 Mid Rail Tube	0.900



Woven Wire Mesh

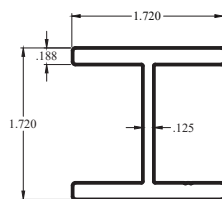
Part Number	Description A x B	Weight per Ft
S-18-50-00001	0.236 x 48 x 96 Woven Wire Mesh 1350H16	
S-18-50-00002	0.236 x 48 x 120 Woven Wire Mesh 1350H16	
S-02-63-00200	1/2 x 3/4 x 1/8	0.262



Railing Stiffener 12' 6061T6

Part Number	Weight per Ft
S-16-61-00035	0.956

Description A x B
1.72 x 1.72 x .18875 Stiffener (for 2" Post)



Hardrock

Part Number	Description A x B
S-16-00-00006	Hard-Rok - Anchoring Cement 50 Lb. Pail

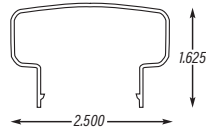


Mechanical Railings



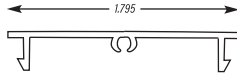
HR-1 Top Cap 20'

Part Number	Description	Weight per Ft
S-17-63-00011	White(24")	0.470
S-17-63-00010	White	0.470
S-17-63-00030	Bronze	0.470
S-17-63-00048	Black	0.470



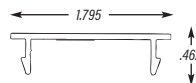
HR-2 Post Snap Plate

Part Number	Description	Weight per Ft
S-17-63-00001	19'6" White	0.230
S-17-63-00002	21'1" White	0.230
S-17-63-00003	23' White	0.230
S-17-63-00022	21'1" Bronze	0.230
S-17-63-00023	23' Bronze 6063T5	0.230
S-17-63-00024	23" Bronze 6063T5	0.230
S-17-63-00041	21'1" Black	0.230
S-17-63-00042	23' Black	0.230



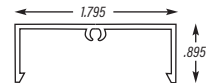
HR-2A

Part Number	Description	Weight per Ft
S-17-63-00220	20' White	0.204
S-17-63-00221	20' Bronze	0.204



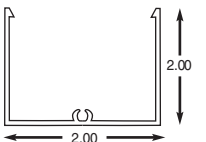
HR-3 Bottom Channel

Part Number	Description	Weight per Ft
S-17-63-00014	19'6" White	0.350
S-17-63-00015	23' White 6063T5	0.350
S-17-63-00033	19'6" Bronze	0.350
S-17-63-00034	23' Bronze 6063T5	0.350
S-17-63-00051	19'6" Black	0.350
S-17-63-00055	23' Black 6063T5	0.350



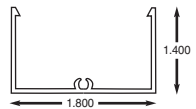
HR-4 (2x2) Snap Post

Part Number	Description	Weight per Ft
S-17-63-00005	19'6" White	0.580
S-17-63-00006	21'1" White	0.580
S-17-63-00007	23' White	0.580
S-17-63-00025	21'1" Bronze	0.580
S-17-63-00026	23' Bronze	0.580
S-17-63-00044	21'1" Black	0.580
S-17-63-00043	19'6" Black	0.580
S-17-63-00045	23' Black	0.580



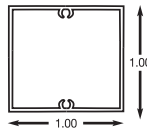
HR-4A Snap Post

Part Number	Description	Weight per Ft
S-17-63-00008	21'1" White	0.350
S-17-63-00028	21'1" Bronze	0.350
S-17-63-00027	19'6" Bronze	0.350
S-17-63-00046	21'1" Black	0.350



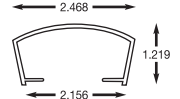
HR-5 1x0.035 Picket

Part Number	Description	Weight per Ft
S-17-63-00021	39" White (Cut Toler.:+/- 1/16")	0.200
S-17-63-00040	39" Bronze (Cut Toler.:+/- 1/16")	0.200
S-17-63-00019	19'10" White	0.200
S-17-63-00038	19'10" Bronze	0.200
S-17-63-00020	23' White	0.200
S-17-63-00039	23' Bronze	0.200
S-17-63-00054	23' Black	0.200
S-28-63-00532	23' Mill Finish	0.200



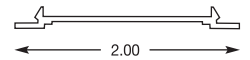
HR-10 Top Cap 20'

Part Number	Description	Weight per Ft
S-17-63-00009	White	0.32
S-17-63-00029	Bronze	0.32
S-17-63-00047	Black	0.32



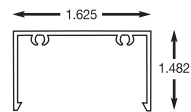
HR-11A Top Snap Plate 20'

Part Number	Description	Weight per Ft
S-17-63-00012	20'White	0.20
S-17-63-00031	20'Bronze	0.20
S-17-63-00049	20'Black	0.20



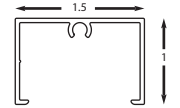
HR-12 Bottom Snap Channel 19'6"

Part Number	Description	Weight per Ft
S-17-63-00013	White	0.28
S-17-63-00032	Bronze	0.28
S-17-63-00050	Black	0.28



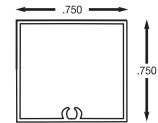
HR-12B Bottom Channel 20'

Part Number	Description	Weight per Ft
S-28-05-00534	1.5 x 1 White	0.262
S-28-05-00535	1.5 x 1 Bronze	0.262



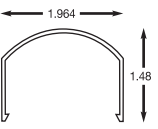
HR-13 3/4x0.038 19'1"

Part Number	Description	Weight per Ft
S-17-63-00016	White	0.16
S-17-63-00035	Bronze	0.16
S-17-63-00052	Black	0.16



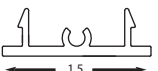
HR-14 Top Cap 20'

Part Number	Description	Weight per Ft
S-17-63-00018	White	0.41
S-17-63-00037	Bronze	0.41
S-17-63-00053	Black	0.41



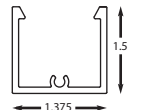
HR-15 Post Snap Plate 23'

Part Number	Description	Weight per Ft
S-28-05-00532	1.5 White	0.27
S-28-05-00533	1.5 Bronze	0.27



HR-16 Snap Post 23'

Part Number	Description	Weight per Ft
S-28-05-00530	1.5 x 1.375 White	0.544
S-28-05-00531	1.5 x 1.375 Bronze	0.544



Accessories

Part Number	Description
S-35-00-00005	HR-1 Wall Mount Casting White
S-35-00-00006	HR-1 Wall Mount Casting Bronze
S-35-00-00018	HR-1 End Cap White
S-35-00-00032	HR-1 End Cap Bronze
S-35-00-00010	HR-3 Wall Mount Bracket Bronze
S-35-00-00011	HR-3 Wall Mount Bracket White
S-25-00-00005	HR-4 2x2 Floor Mount White
S-35-00-00014	HR-4 2x2 Floor Mount Bronze
S-35-63-00021	HR-4A 1.8x1.4 Floor Mount White

Part Number	Description
S-35-63-00022	HR-4A 1.8x1.4 Floor Mount Bronze
S-35-00-00012	HR-10 Wall Mount Casting White
S-35-00-00007	HR-14 Wall Mount Casting White
S-35-00-00008	HR-14 Wall Mount Casting Bronze
S-35-00-00009	HR-14 Wall Mount Casting MF
S-35-00-00015	HR-14 End Cap White
S-35-00-00013	HR-14 End Cap Bronze
S-35-00-00016	3" Post Cap Casting White
S-35-00-00017	3" Post Cap Casting Bronze