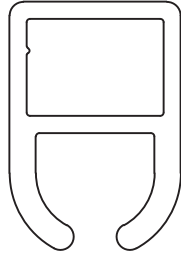




19165 - MILL ORDER

1.086 X .75 X .075 SLING TUBE "A"


.38 LBS P/FT



19182 - 24' 6060T52

1.50 X .750 X .060 FURNITURE ARM

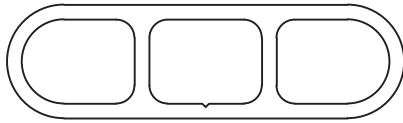
.376 LBS P/FT



19191 - 24' - 6063T52

1.75 X .500 X .065 TRIPLE MANDREL


.372 LBS P/FT



19195 - 24' - 606T52

1.51 X .505 X .100 RIM STOCK

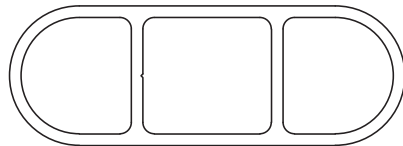
.224 LBS P/FT



19199 - 24' - 6003T52

LARGE TRIPLE HOLLOW

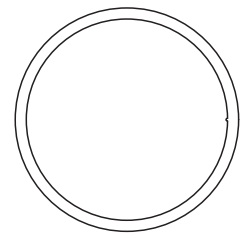
.467 LBS P/FT



19175 - 24' - 6060T52

1 1/2 x .063 ROUND TUBE

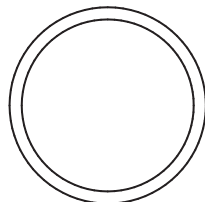
.278 LBS P/FT



19200 - 24' - 6003T52

1 x .062 ROUND TABLE

.220 LBS P/FT



19197 - 24' - 6063T52

.881 x 1.13 x .073 SLING TUBE

.490 LBS P/FT

