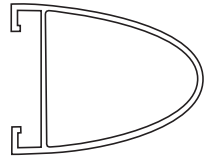


**DOT EXTRUSIONS**

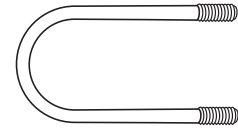
**Bullet Rail &  
Accessories**

DOT approved mf **6061T6**



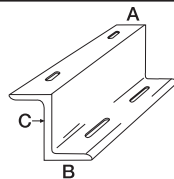
Product #	Discription	Length Ft.	Wt. Lin. Ft.
19326	DOT Approved 4" Bullet Rail	20'	1.822
19327	DOT Approved 4" Bullet Rail	25'	1.822
19328	DOT Approved 4" Bullet Rail	30'	1.822
19342	DOT Approved 4" Bullet Rail	35'	1.822
19337	DOT Approved 4" Bullet Rail	40'	1.822
19329	DOT Approved EXT Splice	12'	2.08
19330	5 x 5 x .313 / .330 "H" Beam	153-3/4	6.49
19334	5 x 5 x .313 / .330 "H" Beam	24'	6.49
19335	3/4 Slotted Splice	20'	.698
19336	DOT Approved Splice Insert Bar	12'	.078
19339	2" Sch 40 Drilled Pipe	20'	1.261
19319	Clamp Bar	12'	.733

**U Bolts**



Product #	Size	Discription
11972	2	U Bolt w. Hardware
11973	2 1/2	U Bolt w. Hardware
11974	3	U Bolt w. Hardware
11975	3 1/2	U Bolt w. Hardware
11976	4	U Bolt w. Hardware
11977	4 1/2	U Bolt w. Hardware
11978	5	U Bolt w. Hardware
11979	6	U Bolt w. Hardware

**Fabricated Z - Bar**  
Str Z - Bar MF **6061T6**

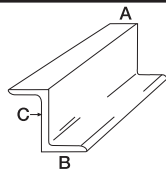


Product #	Size / Inches			Wt. Lin. Ft.
	A	B	C	
10935	1 3/4	1 3/4	3/16	8"
10934	1 3/4	1 3/4	3/16	11"
10936	1 3/4	1 3/4	3/16	14"
10937	1 3/4	1 3/4	3/16	20"
10938	1 3/4	1 3/4	3/16	26"
10939	1 3/4	1 3/4	3/16	31"
10933	1 3/4	1 3/4	3/16	32"
10927	1 3/4	1 3/4	3/16	42"
10928	1 3/4	1 3/4	3/16	52"
10929	1 3/4	1 3/4	3/16	56"

**Breakaway Kits**

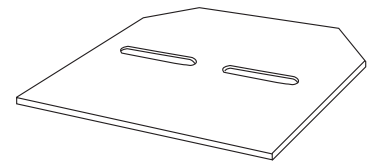
Product #	Size	Discription
11920	4	Rnd Base (2/set) w/ Hardware
11930	4 1/2	Rnd Base (2/set) w/ Hardware
11935	5	Rnd Base (2/set) w/ Hardware
11950	6	Rnd Base (2/set) w/ Hardware

**Standard Z - Bar**  
Str Z - Bar MF



Product #	Size / Inches			Wt. Lin. Ft.
	A	B	C	
10940	1 3/4	1 3/4	3/16	25' 1.104
10952	3	2 11/16	1/4	18' 2.381
10951	3	2 11/16	1/4	25' 2.381
10953	3	2 11/16	1/4	30' 2.381
10954	3	2 11/16	1/4	40' 2.381

**Soil Plate - 6061T6**



Product #	Discription
10946	Fabricated Soil Plates w/ Slots MF

Mill Order - Call for current availability • Custom lengths available