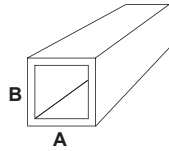
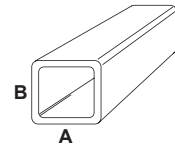




Square Aluminum Tube  
**6063-T52**



Square Aluminum Tube  
**6063-T52**  
*(with radius)*



| Product # | Size / Inches<br>A B | Length<br>Ft. | Wt.<br>Lin. Ft. |
|-----------|----------------------|---------------|-----------------|
| 11200     | 1/2 .062             | 24            | .131            |
| 11213     | 5/8 .062             | 24            | .168            |
| 11205     | 3/4 .062             | 24            | .206            |
| 11210     | 3/4 .093             | 24            | .293            |
| 11215     | 3/4 1/8              | 24            | .374            |
| 11217     | 1 .040               | 24            | .181            |
| 11220     | 1 .062               | 24            | .278            |
| 11224     | 1 .093               | 24            | .405            |
| 11230     | 1 1/8                | 24            | .524            |
| 11235     | 1 1/4 .062           | 24            | .353            |
| 11240     | 1 1/4 .093           | 24            | .516            |
| 11245     | 1 1/4 1/8            | 24            | .675            |
| 11250     | 1 1/2 .062           | 24            | .430            |
| 11255     | 1 1/2 .093           | 24            | .632            |
| 11260     | 1 1/2 1/8            | 24            | .824            |
| 11262     | 1 1/2 3/16           | 24            | 1.182           |
| 11263     | 1 3/4 .093           | 24            | .732            |
| 11265     | 1 3/4 1/8            | 24            | .975            |
| 11268     | 2 .062               | 24            | .604            |
| 11269     | 2 .093               | 24            | .851            |
| 11272     | 2 .093               | 26            | .851            |
| 11270     | 2 1/8                | 24            | 1.126           |
| 11275     | 2 3/16               | 24            | 1.627           |
| 11276     | 2 1/4 .095           | 24            | .982            |
| 11280     | 2 1/2 .075           | 24            | .872            |
| 11282     | 2 1/2 1/8            | 24            | 1.425           |
| 11284     | 3 .093               | 24            | 1.298           |
| 11285     | 3 1/8                | 24            | 1.760           |
| 11286     | 3 3/16               | 24            | 2.538           |
| 11290     | 4 1/8                | 24            | 2.324           |
| 11291     | 4 3/16               | 24            | 3.44            |
| 11295     | 5 1/8                | 24            | 2.925           |
| 11298     | 6 1/8                | 24            | 3.525           |
| 11302     | 8 3/16               | 24            | 6.909           |
| Mill Run  | 8 1/4                | 24            | 9.44            |

| Product # | Size / Inches<br>A B | Length<br>Ft. | Wt.<br>Lin. Ft. | Radius |
|-----------|----------------------|---------------|-----------------|--------|
| 11203     | 3/4 .040             | 24            | .131            | .093   |
| 11206     | 3/4 .062             | 24            | .204            | .090   |
| 11211     | 3/4 .093             | 24            | .314            | .090   |
| 11221     | 1 .063               | 24            | .292            | .125   |
| 11226     | 1 .093               | 24            | .392            | .125   |
| 11231     | 1 1/8                | 24            | .509            | .125   |
| 11241     | 1 1/4 .093           | 24            | .486            | .125   |
| 11246     | 1 1/4 1/8            | 24            | .643            | .093   |
| 11252     | 1 1/2 1/16           | 24            | .420            | .093   |
| 11256     | 1 1/2 .093           | 24            | .582            | .187   |
| 11261     | 1 1/2 1/8            | 24            | .809            | .125   |
| 11274     | 2 .093               | 24            | .810            | .125   |
| 11273     | 2 1/8                | 24            | 1.077           | .250   |
| 11271     | 2 1/8                | 24            | 1.126           | .125   |

Square Aluminum Tube  
**6061-T6**

| Product #  | Size / Inches<br>A B | Length<br>Ft. | Wt.<br>Lin. Ft. |
|------------|----------------------|---------------|-----------------|
| 11315      | 1-1/2 1/4            | 24            | 1.500           |
| 11320      | 2 1/8                | 24            | 1.126           |
| 11330      | 2 1/4                | 24            | 2.100           |
| 11345      | 3 1/4                | 24            | 3.300           |
| 11360      | 4 1/4                | 24            | 4.500           |
| Mill Order | 5 1/4                | 24            | 5.700           |
| 11375      | 6 1/4                | 24            | 6.760           |

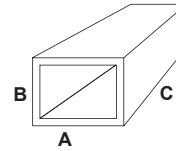
Square Aluminum Tube  
**6061-T6**  
*(with radius)*

| Product #       | Size / Inches<br>A B | Length<br>Ft. | Wt.<br>Lin. Ft. | Radius |
|-----------------|----------------------|---------------|-----------------|--------|
| 11259           | 1 1/2 .242           | 24            | 1.462           | .125   |
| 11325           | 2 .188               | 24            | 1.620           | .125   |
| 11323 (NC Only) | 2.7 .125             | 20            | 1.496           | .125   |
| 11350           | 3 1/4                | 20            | 3.204           | .312   |
| 11351           | 3 .250               | 25            | 3.203           | .312   |
| 11300           | 6 .190               | 24            | 5.245           | .125   |

*Mill Order - Call for current availability  
Custom lengths available*



Rectangular Aluminum Tube  
**6063-T52**  
24' Length



| Product #  | Size / Inches |       |      | Wt.<br>Lin. Ft. |
|------------|---------------|-------|------|-----------------|
|            | A             | B     | C    |                 |
| 11405      | 1/2           | 1     | .093 | .293            |
| 11410      | 3/4           | 1 1/2 | 1/8  | .600            |
| Mill Order | 3/4           | 1 3/4 | 1/8  | .675            |
| 11415      | 1             | 1 1/2 | 1/8  | .676            |
| 11420      | 1             | 2     | .062 | .428            |
| 11425      | 1             | 2     | .093 | .628            |
| 11430      | 1             | 2     | 1/8  | .824            |
| 11435      | 1             | 3     | 1/8  | 1.125           |
| 11440      | 1             | 4     | 1/8  | 1.425           |
| 11445      | 1 1/2         | 2     | 1/8  | .976            |
| 11450      | 1 1/2         | 3     | 1/8  | 1.272           |
| Mill Order | 1 3/4         | 3     | 1/8  | 1.350           |
| Mill Order | 1 3/4         | 4     | .093 | 1.242           |
| 11452      | 1 3/4         | 4     | 1/8  | 1.650           |
| 11455      | 2             | 3     | 1/8  | 1.426           |
| Mill Order | 2             | 3     | 1/4  | 2.636           |
| 11465      | 2             | 4     | 1/8  | 1.724           |
| 11475      | 2             | 4     | 1/4  | 3.300           |
| 11480      | 2             | 5     | 1/8  | 2.025           |
| Mill Order | 2             | 5     | 1/4  | 3.900           |
| 11485      | 2             | 6     | 1/8  | 2.327           |
| Mill Order | 2             | 6     | 1/4  | 4.500           |
| 11490      | 2             | 8     | 1/8  | 2.962           |
| 11491      | 2             | 10    | .125 | 3.530           |
| 11489      | 2             | 12    | .190 | 6.131           |
| 11492      | 3             | 4     | 1/8  | 2.074           |
| 11509      | 4             | 6     | .125 | 2.925           |
| 11518      | 4             | 8     | 3/16 | 5.354           |
| 11498      | 4             | 10    | 3/16 | 6.130           |

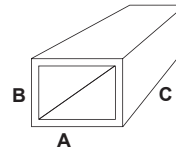
**6063-T52 (with radius)**

| Product # | Size / Inches |   |      | Radius | Length<br>Ft. | Wt.<br>Lin. Ft. |
|-----------|---------------|---|------|--------|---------------|-----------------|
|           | A             | B | C    |        |               |                 |
| 11421     | 1             | 2 | .063 | .125   | 24            | .416            |
| 11423     | 1             | 2 | .093 | .125   | 24            | .613            |
| 11431     | 1             | 2 | .125 | .125   | 24            | .779            |

*Mill Order - Call for current availability • Custom lengths available*



Rectangular Aluminum Tube  
**6061-T6**  
24' Length



| Product # | Size / Inches |       |      | Length<br>Ft. | Wt.<br>Lin. Ft. |
|-----------|---------------|-------|------|---------------|-----------------|
|           | A             | B     | C    |               |                 |
| 11444     | 1 1/4         | 4 1/2 | .218 | 13.5          | 2.780           |
| 11459     | 2             | 3     | .250 | 24            | 2.700           |
| 11575     | 2             | 4     | 1/4  | 24            | 3.300           |
| 11487     | 2             | 6     | .250 | 24            | 4.500           |
| 11488     | 2             | 8     | 1/4  | 24            | 5.700           |
| 11580     | 3             | 4     | 1/4  | 24            | 3.90            |
| 11507     | 3             | 6     | .188 | 24            | 3.9326          |
| 11510     | 4             | 6     | 3/16 | 24            | 4.256           |
| 11493     | 4             | 6     | 1/4  | 28            | 5.700           |
| 11497     | 4             | 8     | 1/4  | 28            | 6.900           |

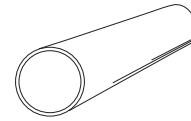
**6061-T6 (with radius)**

| Product # | Size / Inches |       |      | Radius | Length<br>Ft. | Wt.<br>Lin. Ft. |
|-----------|---------------|-------|------|--------|---------------|-----------------|
|           | A             | B     | C    |        |               |                 |
| 11443     | 1 1/4         | 2 1/2 | .125 | .125   | 18.75         | 1.092           |
| 11460     | 2             | 3     | .250 | .250   | 24            | 2.635           |



Round Aluminum Tube

**6063-T52**




| Product #  | Size / Ins. |      | Lgth.<br>Ft. | Inside<br>Diam. | Wt.<br>Lin. Ft. |
|------------|-------------|------|--------------|-----------------|-----------------|
|            | A           | B    |              |                 |                 |
| 11600      | 3/4         | .062 | 20           | .620            | .172            |
| Mill Order | 7/8         | .049 |              |                 | .142            |
| Mill Order | 7/8         | .062 |              | .751            | .190            |
| Mill Order | 1           | .049 |              |                 | .168            |
| 11615      | 1           | .062 | 20           | .880            | .229            |
| 11625      | 1           | .125 | 20           | .750            | .404            |
| Mill Order | 1 1/4       | .062 | 24           | 1.126           | .278            |
| Mill Order | 1 1/4       | .090 |              | 1.070           | .385            |
| 11638      | 1 1/2       | .065 | 24           | 1.370           | .351            |
| 11645      | 1 1/2       | .125 | 24           | 1.250           | .635            |
| Mill Order | 2           | .050 |              | 1.900           | .360            |
| 11660      | 2           | .125 | 20           | 1.750           | .866            |
| Mill Order | 3           | .083 |              | 2.834           | .895            |
| 11670      | 3           | .125 | 24           | 2.750           | 1.391           |
| 11675      | 4           | .125 | 24           | 3.750           | 1.790           |
| 11680      | 5           | .125 | 24           | 4.750           | 2.251           |
| 11781      | 6           | .125 | 24           | 5.750           | 2.713           |
| Mill Order | 8           | .156 |              | 7.688           | 4.613           |

Round Aluminum Tube


**6061-T6**

| Product # | Size / Ins. |       | Lgth.<br>Ft. | Inside<br>Diam. | Wt.<br>Lin. Ft. |
|-----------|-------------|-------|--------------|-----------------|-----------------|
|           | A           | B     |              |                 |                 |
| 11703     | 1 1/2       | .125  | 24           | 1.00            | .635            |
| 11698     | 1 1/2       | .250  | 20           | 1.00            | 1.178           |
| 11705     | 2           | .125  | 12           | 1.750           | .866            |
| 11710     | 2           | .125  | 24           | 1.750           | .866            |
| 11715     | 2 1/2       | .125  | 12'6"        | 2.250           | 1.097           |
| 11717     | 2 1/2       | .125  | 15           | 2.25            | 1.097           |
| 11718     | 3           | .125  | 13'6"        | 2.750           | 1.341           |
| 11719     | 3           | .125  | 15           | 2.75            | 1.341           |
| 11720     | 3           | .125  | 20           | 2.750           | 1.341           |
| 11725     | 3           | .190  | 20           | 2.62            | 1.993           |
| 11731     | 3           | .250  | 24           | 3.5             | 2.590           |
| 11727     | 3 1/2       | .1875 | 15           | 3.125           | 2.300           |
| 11728     | 3 1/2       | .1875 | 17           | 3.125           | 2.300           |
| 11730     | 3 1/2       | .1875 | 20           | 3.124           | 2.300           |
| 11735     | 4           | .125  | 24           | 3.75            | 1.790           |
| 11740     | 4           | .1875 | 20           | 3.624           | 2.647           |
| 11750     | 4           | .250  | 20           | 3.50            | 3.460           |
| 11760     | 4 1/2       | .250  | 20           | 4.0             | 4.000           |
| 11770     | 5           | .1875 | 24           | 4.624           | 3.410           |
| 11775     | 5           | .250  | 24           | 4.5             | 4.480           |
| 11785     | 6           | .250  | 24           | 5.5             | 5.300           |


*Mill Order - Call for current availability • Custom lengths available*




**11722**  
Fluted Round Tube  
Size 3 x .125  
Lgth. Ft. 24  
Wt. Lin Ft. 1.404




**11733**  
Fluted Round Tube  
Size 4 x 3/16  
Lgth. Ft. 24  
Wt. Lin Ft. 2.903




**11736**  
Fluted Round Tube  
Size 4 x .125  
Lgth. Ft. 24  
Wt. Lin Ft. 1.913



**11771**  
Fluted Round Tube  
Size 5 x 3/16  
Lgth. Ft. 24  
Wt. Lin Ft. 3.524



**11786**  
Fluted Round Tube  
Size 6 x .250  
Lgth. Ft. 24  
Wt. Lin Ft. 5.504




**11663**  
Serrated Round Tube  
Size 3 x .065  
Lgth. Ft. 24  
Wt. Lin Ft. .817



**11671**  
Serrated Round Tube  
Size 3 x .125  
Lgth. Ft. 24  
Wt. Lin Ft. 1.913



**14045**  
Serrated Awning Tube  
Size: 7/8 X .044  
Lgth. Ft. 24  
Wt. Lin. Ft.: .138 .



**14046**  
Serrated Awning Tube  
Size: 1 X .049  
Lgth. Ft. 24  
Wt. Lin. Ft.: .152 .

*Mill Order ~ Call for current availability • Custom lengths available*